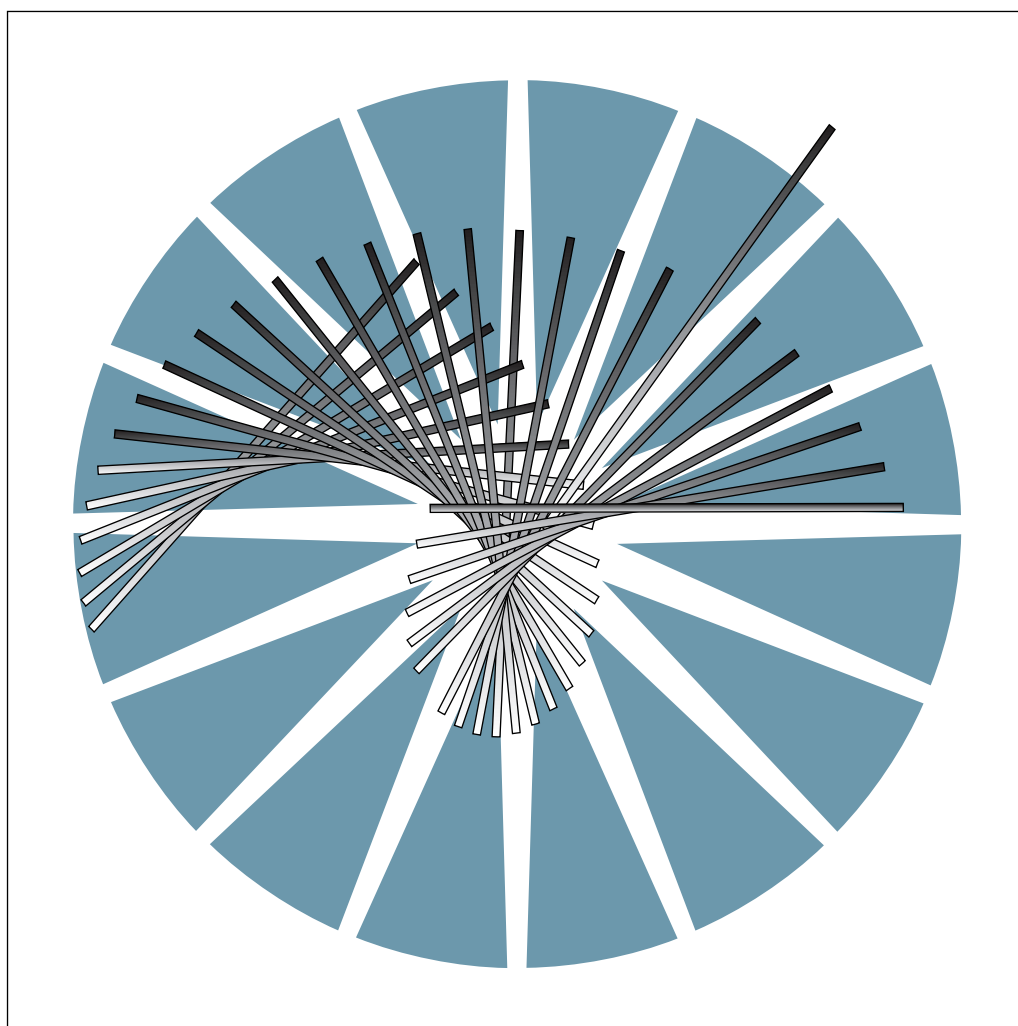


IBM 3745 Communication Controller  
Models 130 to 17A



# Parts Catalog





IBM 3745 Communication Controller  
Models 130 to 17A



# Parts Catalog

**Note!**

Before using this information and the product it supports, be sure to read the general information under "Notices" on page v.

**Fifth Edition (February 1994)**

The information contained in this manual is subject to change from time to time. Any such changes will be reported in subsequent revisions. Changes have been made throughout this edition, and this manual should be read in its entirety.

Order publications through your IBM representative or the IBM branch office serving your locality. Publications are not stocked at the address given below.

A form for readers' comments appears at the back of this publication. If the form has been removed, address your comments to:

IBM France  
Centre d'Etudes et Recherches  
Service 0798 - BP 79  
06610 La Gaude  
France

- FAX: (33) 93.24.77.97
- EMAIL: FRIBMQF5 at IBMMAIL
- IBM Internal Use: LGERCF at LGEPROFS

When you send information to IBM, you grant IBM a non-exclusive right to use or distribute the information in any way it believes appropriate without incurring any obligation to you.

© **Copyright International Business Machines Corporation 1989, 1994. All rights reserved.**

Note to U.S. Government Users — Documentation related to restricted rights — Use, duplication or disclosure is subject to restrictions set forth in GSA ADP Schedule Contract with IBM Corp.

---

# Contents

|                                                                                              |      |
|----------------------------------------------------------------------------------------------|------|
| <b>Notices</b>                                                                               | v    |
| <b>About This Book</b>                                                                       | vii  |
| How to Use This Parts Catalog                                                                | viii |
| Part Listing Glossary                                                                        | ix   |
| Visual Index 1: Front View                                                                   | x    |
| Visual Index 2: Rear View                                                                    | xi   |
| <b>Catalog Section</b>                                                                       | 1    |
| Assembly 1: Frame and Cover Assembly                                                         | 2    |
| Assembly 2: Final Assembly (Part 1 of 6), Front View                                         | 6    |
| Assembly 3: Final Assembly (Part 2 of 6), Front View                                         | 8    |
| Assembly 4: Final Assembly (Part 3 of 6), Rear View                                          | 10   |
| Assembly 5: Final Assembly (Part 4 of 6), Rear View                                          | 12   |
| Assembly 6: Final Assembly (Part 5 of 6), Rear View                                          | 14   |
| Assembly 7: Final Assembly (Part 6 of 6), Rear View                                          | 16   |
| Assembly 8: Control Panel Assembly                                                           | 18   |
| Assembly 9: Primary Power Box Assembly (Part 1 of 2)                                         | 20   |
| Assembly 10: Primary Power Box Assembly (Part 2 of 2)                                        | 22   |
| Assembly 11: Base Board Assembly (Part 1 of 2)                                               | 24   |
| Assembly 12: Base Board Assembly (Part 2 of 2)                                               | 26   |
| Assembly 13: MOSS Board Assembly                                                             | 28   |
| Assembly 14: Card Hardware Mountings                                                         | 30   |
| Assembly 15: Safety Label Locations                                                          | 32   |
| Assembly 16: Power Attachment Cord and LIC Cable Assembly                                    | 34   |
| <b>Bibliography</b>                                                                          | 37   |
| Service Documentation for the 3745 (Models 130, 150, 160, 170, and 17A) and 3746 (Model 900) | 37   |
| <b>Part Number Index</b>                                                                     | 41   |



---

## Notices

References in this publication to IBM products, programs or services do not imply that IBM intends to make these available in all countries in which IBM operates. Any reference to an IBM product, program, or service is not intended to state or imply that only IBM's product, program, or service may be used. Any functionally equivalent product, program, or service that does not infringe any of IBM's intellectual property rights may be used instead of the IBM product, program, or service. Evaluation and verification of operation in conjunction with other products, except those expressly designated by IBM, is the user's responsibility.

IBM may have patents or pending patent applications covering subject matter in this document. The furnishing of this document does not give you any license to these patents. You can send license inquiries, in writing, to the IBM Director of Commercial Relations, IBM Corporation, Purchase, NY 10577, U.S.A.





---

## About This Book

This Parts Catalog (PC) contains listings and illustrations of all replaceable assemblies, subassemblies, and detail parts for the IBM 3745 Communication Controller.

The information herein allows stock and maintenance personnel to identify, requisition, and issue replacements parts.

# How to Use This Parts Catalog

## HOW TO FIND PART INFORMATION

WHEN ASSEMBLY  
LOCATION IS KNOWN



PERFORM STEPS

(A) (B) (D)

WHEN ASSEMBLY  
NAME IS KNOWN



PERFORM STEPS

(B) (C) (D)

WHEN PART NUMBER  
IS KNOWN



PERFORM STEPS

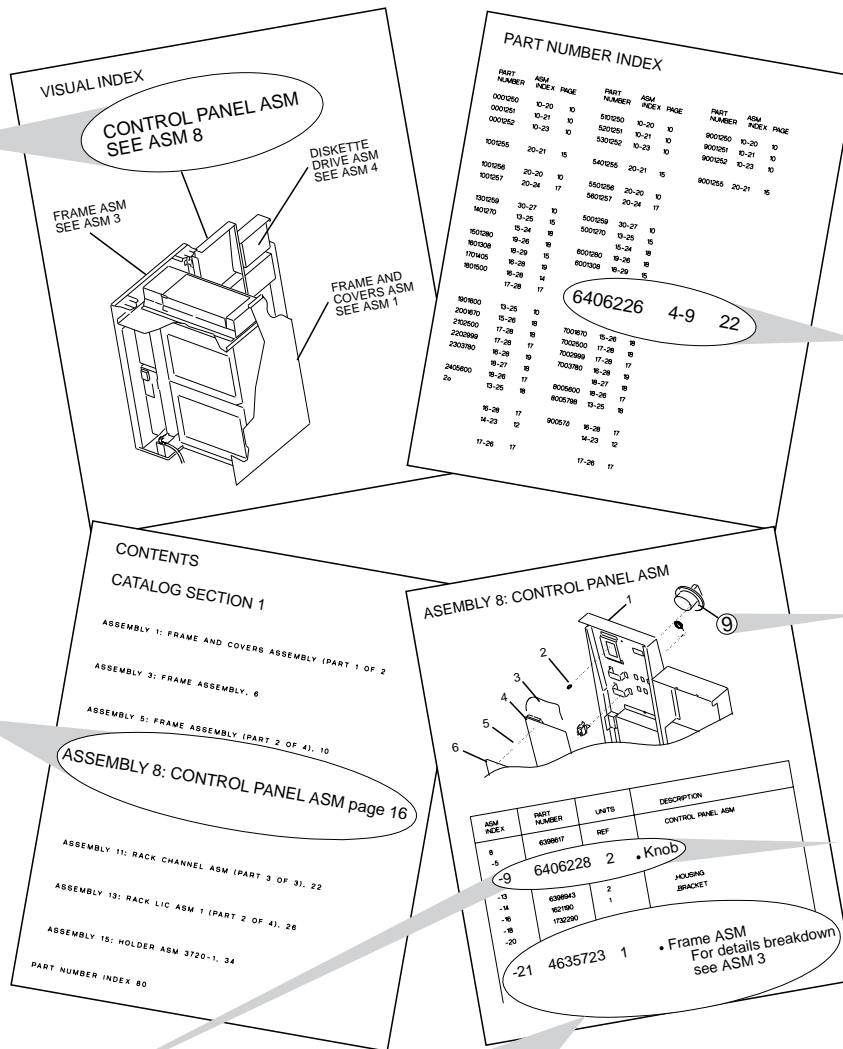
(E) (F) (G)

(A) Turn to the visual index then locate, by illustration, the assembly containing the part.

(B) Turn to the page for that assembly, then locate the part visually.

(C) Turn to the contents page, then locate, by name, the assembly containing the part.

(D) Using the part number index shown with the part, refer to the accompanying listing to obtain the part number, description, and quantity.



## Part Listing Glossary

① **NONE** When this notation appears in the Part Number column, it denotes a part or group of parts that have not been assigned a part number. The part number of cards and boards is not given because it is subject to frequent changes.

② **NR** this notation in the Units column denotes a part not recommended for field replacement.

③ **AR** this notation in the Units column indicates that the quantity is as required.

④ **SIMILAR ASSEMBLIES** If two or more assemblies contain a majority of identical parts, they are combined in the same listing. Parts common to assemblies are illustrated and listed by one index number.

Parts specific to one or the other of the assemblies are listed separately and identified either in the description of the part, or

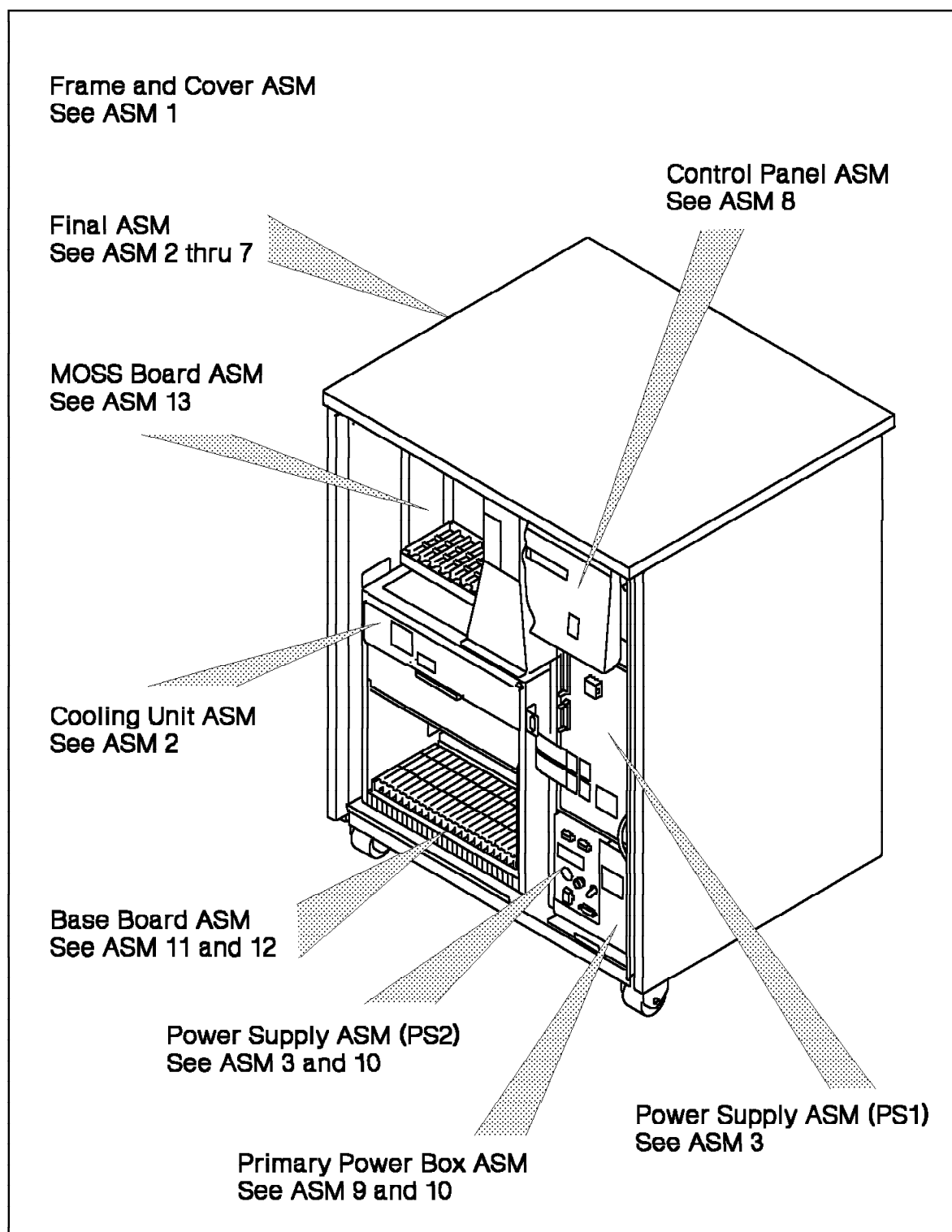
⑤ **REF** this notation in the Units column indicates that the listing of the assembly is repeated and reference should be made to its previous listing for the quantity required.

⑥ **INDENTATION** the indentation of items in the Description column of the table below shows the relationship between assemblies, subassemblies and detail parts. For example:

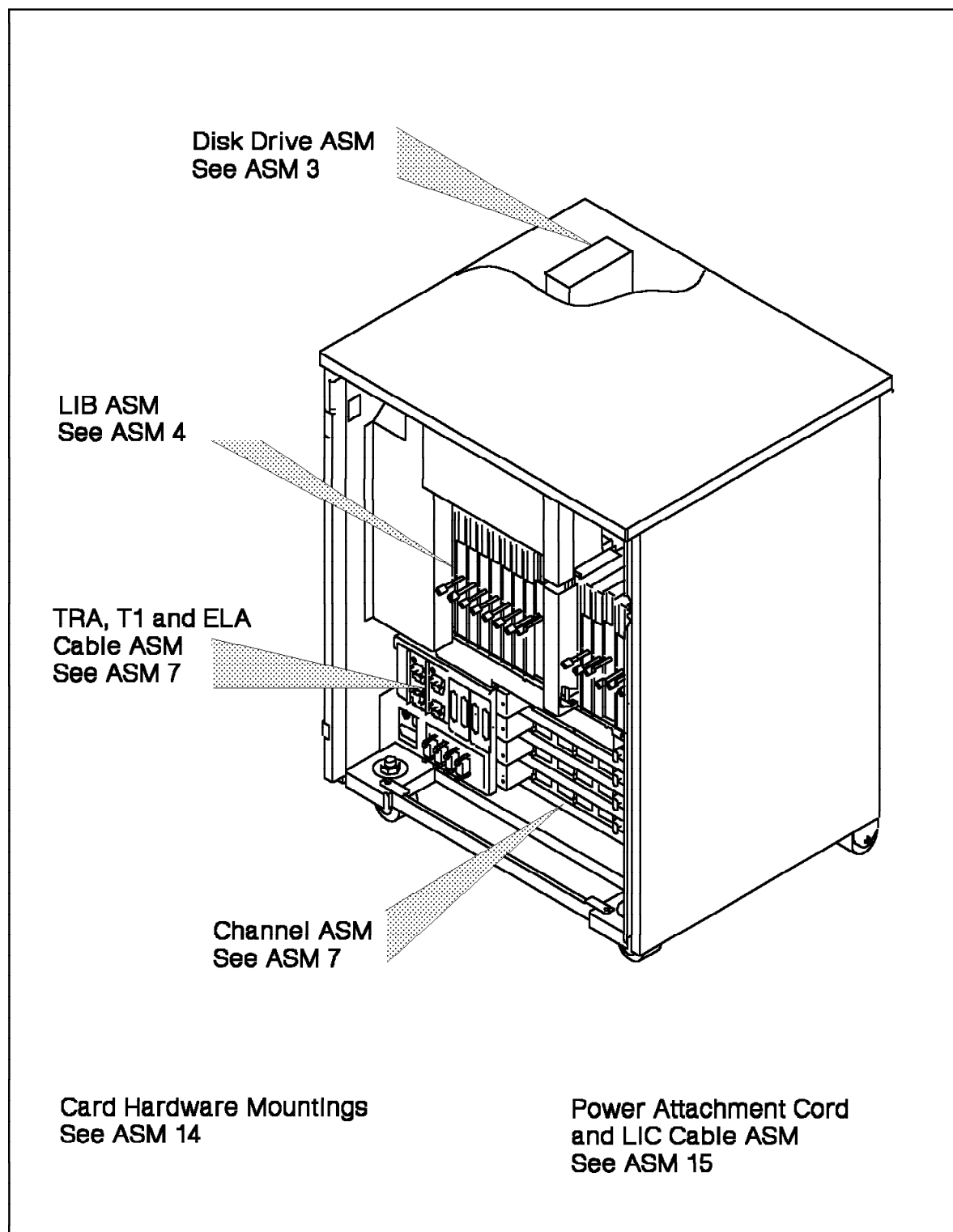
|            |       |                           |
|------------|-------|---------------------------|
| Not dot    |       | MAIN ASSEMBLY             |
| One dot    | ●     | Detail parts of main ASM  |
| One dot    | ●     | Assembly within main ASM  |
| Two dots   | ● ●   | Detail part of 1 dot ASM  |
| Two dots   | ● ●   | Assembly within 1 dot ASM |
| Three dots | ● ● ● | Detail parts of 2 dot ASM |

| Asm-Index | Part Number | Units | Description                           |
|-----------|-------------|-------|---------------------------------------|
| 8-        | NONE        | REF   | Final Assembly                        |
| -1        | 1501460     | 1     | ● Disk Drive ASM                      |
| -2        | 6426882     | 1     | ● Bracket                             |
| -3        | 10170       | 4     | ● Screw, Slot Bind HD-6/32 X 0.250 LG |
| -4        | NONE        | 1     | ● Power Attachment Cord               |
| -5        | 6398770     | 8     | ● Modular Dummy                       |
| -6        | 6398942     | 1     | ● Overlay-English                     |
| -6        | 6427178     | 1     | ● Overlay-French                      |
| -6        | 6427181     | 1     | ● Overlay-Portuguese                  |
| -6        | 6428182     | 1     | ● Overlay-Spanish                     |
| -7        | 6398936     | NR    | ● Cover                               |
| -8        | 1621197     | AR    | ● Screw, Pan HD-M4 X 6 LG             |

## Visual Index 1: Front View



## Visual Index 2: Rear View

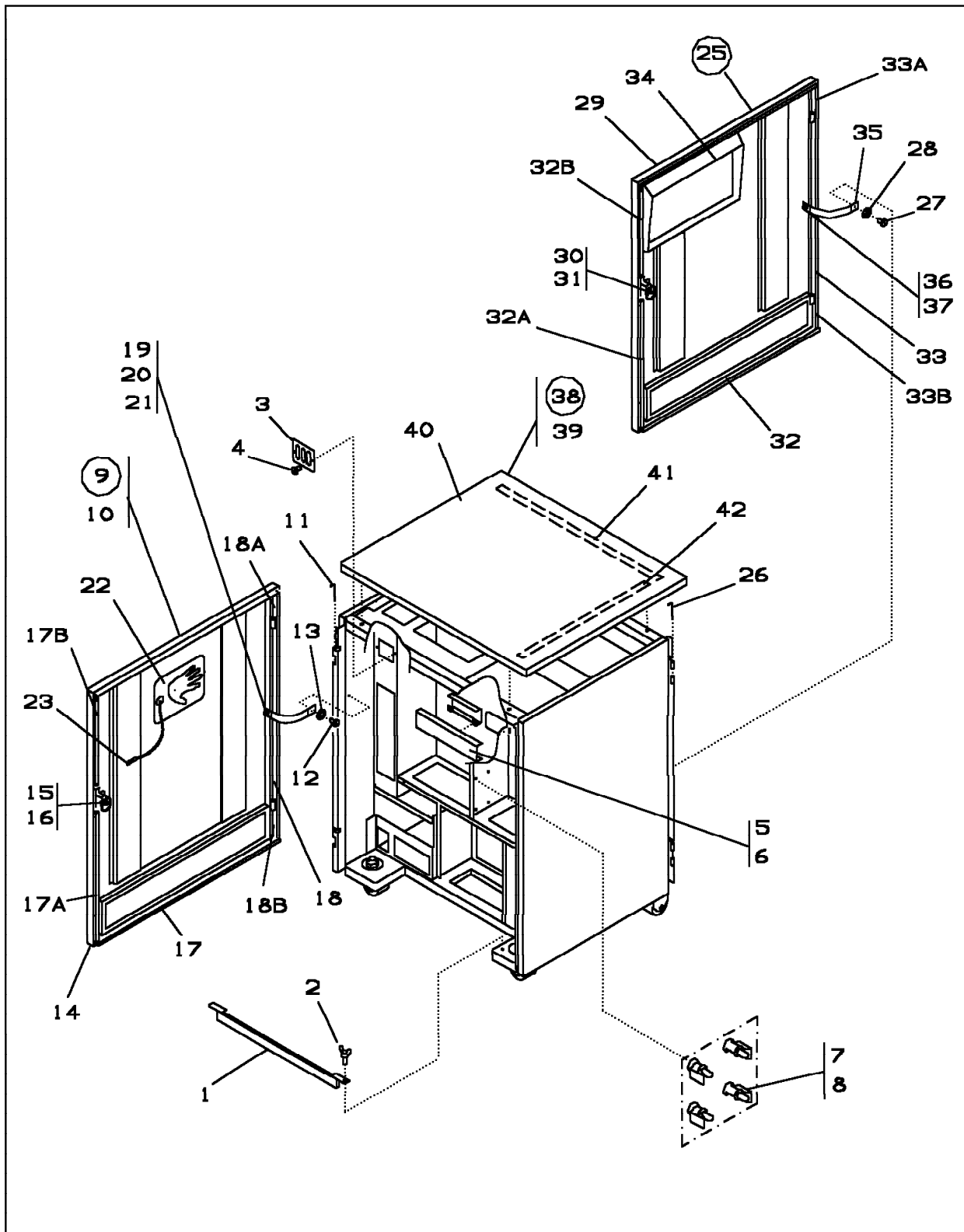




---

## Catalog Section

## Assembly 1: Frame and Cover Assembly





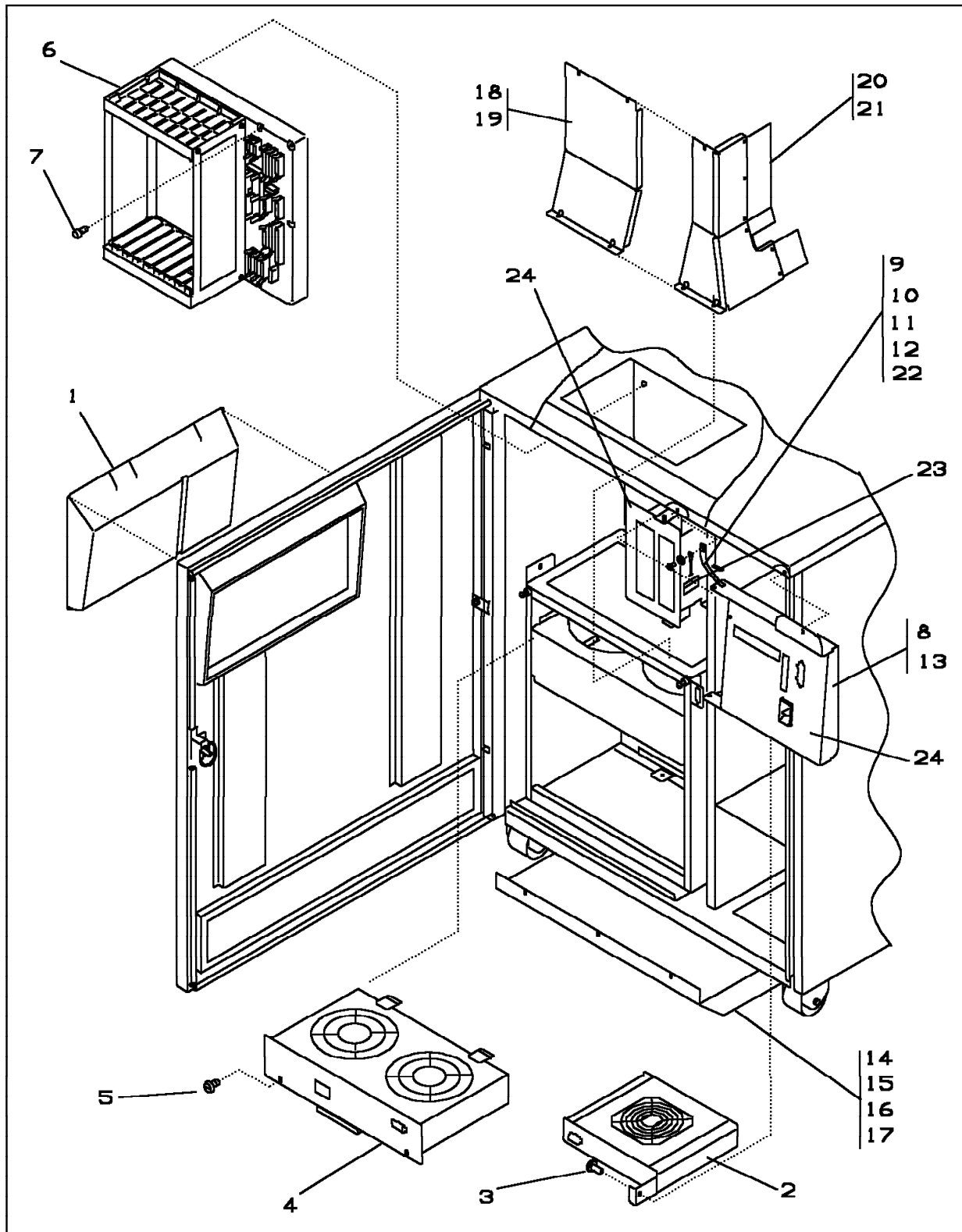
| Asm-<br>Index | Part<br>Number | Units | Description                                    |
|---------------|----------------|-------|------------------------------------------------|
| 1-            | NONE           | REF   | Frame and Cover Assembly                       |
| -1            | 03F4574        | 1     | • Retainer                                     |
| -2            | 6398833        | 2     | • Wing screw                                   |
| -3            | 03F4570        | 1     | • Plate                                        |
| -3            | 57G7506        | 1     | • Plate,used for model 17A                     |
| -4            | 1621197        | 2     | • Screw, Pan HD- M4 X 6 LG                     |
| -5            | 03F4714        | 1     | • Cover Assembly                               |
| -6            | 1621197        | 2     | • Screw, Pan HD- M4 X 6 LG                     |
| -7            | 03F4507        | AR    | • Standoff                                     |
| -8            | 79778          | AR    | • Screw, Self Tapping, Pan HD- 6/32 X 0.312 LG |
| -9            | 03F4802        | 1     | • Rear Cover Assembly                          |
| -10           | 1643894        | 1     | • Cover Key                                    |
| -11           | 6398490        | 2     | • Pin                                          |
| -12           | 1621197        | 1     | • Screw, Pan HD- M4 X 6 LG                     |
| -13           | 1622346        | 1     | • Lockwasher, Ext, M4                          |
| -14           | 03F4558        | 1     | • • Rear Cover, Frame                          |
| -15           | 03F4700        | 1     | • • Stud Lock                                  |
| -16           | 6398495        | 1     | • • Spring Lock                                |
| -17           | 03F5269        | 2     | • • Gasket                                     |
| -17A          | 03F5270        | 1     | • • Gasket                                     |
| -17B          | 03F5271        | 1     | • • Gasket                                     |
| -18           | 65X8876        | 2     | • • Gasket                                     |
| -18A          | 26F1422        | 1     | • • Gasket                                     |
| -18B          | 26F1423        | 1     | • • Gasket                                     |
| -19           | 5267931        | 1     | • • Jumper                                     |
| -20           | 1622403        | 1     | • • Nut, M4                                    |
| -21           | 1622346        | 1     | • • Lockwasher, Ext, M4                        |
| -22           | 03F7761        | 1     | • Panel ESD Discharge                          |
| -23           | 1621197        | 1     | • Screw, Pan HD- M4 X 6 LG                     |
| -25           | 03F4801        | 1     | • Front Cover Assembly                         |
| -26           | 6398490        | 2     | • Pin                                          |
| -27           | 1621197        | 1     | • Screw, Pan HD- M4 X 6 LG                     |
| -28           | 1622346        | 1     | • Lockwasher, Ext, M4                          |
| -29           | 03F4557        | 1     | • • Front Cover, Frame                         |
| -30           | 03F4834        | AR    | • • Stud Lock                                  |
| -31           | 6398495        | AR    | • • Spring Lock                                |
| -32           | 03F5269        | 2     | • • Gasket                                     |
| -32A          | 03F5270        | 1     | • • Gasket                                     |
| -32B          | 03F5271        | 1     | • • Gasket                                     |
| -33           | 65X8876        | 2     | • • Gasket                                     |
| -33A          | 26F1422        | 1     | • • Gasket                                     |
| -33B          | 26F1423        | 1     | • • Gasket                                     |
| -34           | 03F4668        | AR    | • • Gasket                                     |
| -35           | 5267931        | 1     | • • Jumper                                     |
| -36           | 1622403        | 1     | • • Nut, M4                                    |
| -37           | 1622346        | 1     | • • Lockwasher, Ext, M4                        |
| -38           | 03F4803        | 1     | • Top Cover Assembly                           |
| -39           | 1621210        | 4     | • Screw, Pan HD -M5 X 10 LG                    |
| -40           | 03F4559        | 1     | • • Top Cover, Frame                           |
| -41           | 03F5269        | 2     | • • Gasket                                     |
| -42           | 03F5272        | 2     | • • Gasket                                     |

## Assembly 1: (continued)

|  |  |  |  |  |
|--|--|--|--|--|
|  |  |  |  |  |
|--|--|--|--|--|

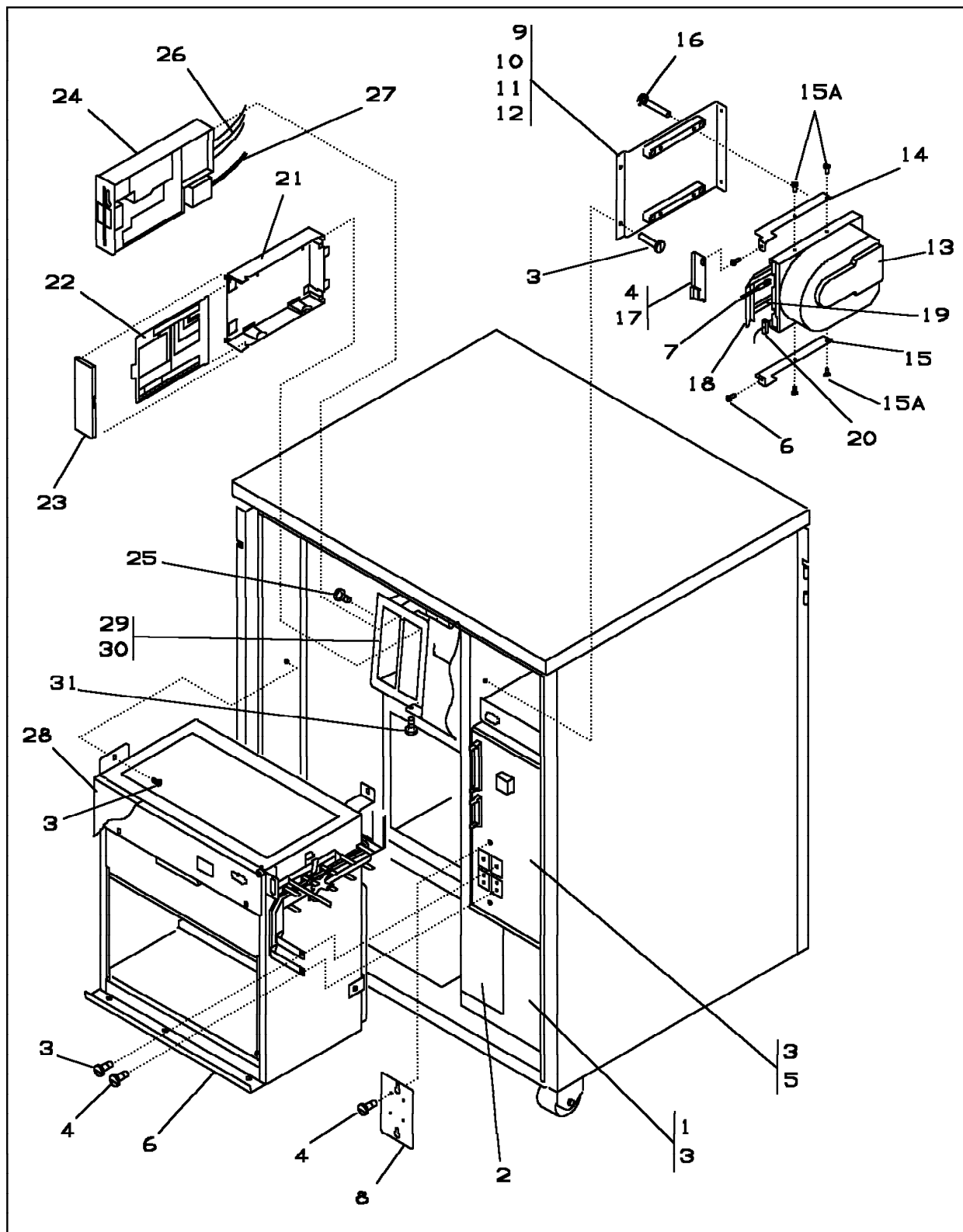


## Assembly 2: Final Assembly (Part 1 of 6), Front View



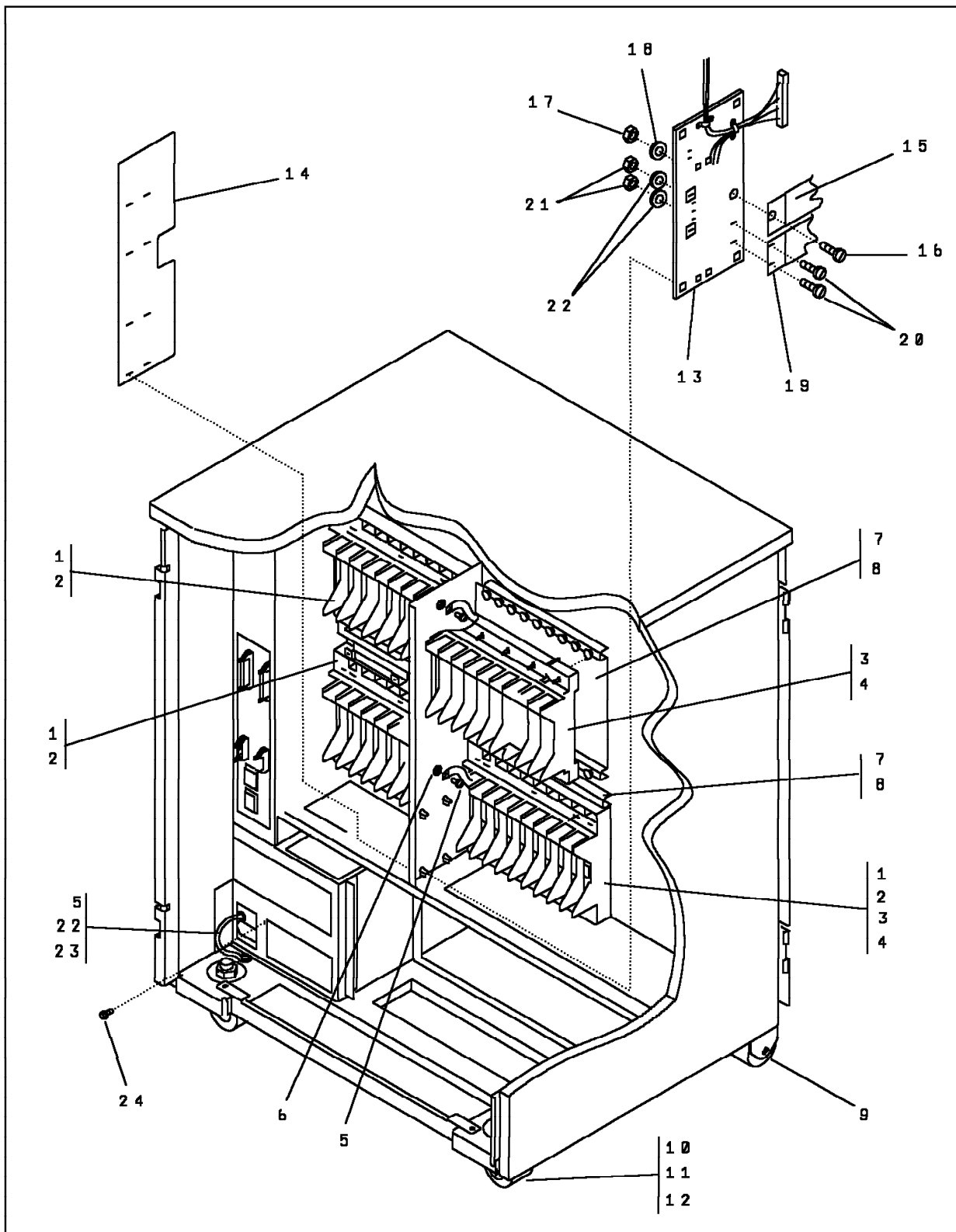
| Asm-<br>Index | Part<br>Number | Units | Description                                                                                                             |
|---------------|----------------|-------|-------------------------------------------------------------------------------------------------------------------------|
| 2-            | NONE           | REF   | Final Assembly (Part 1 of 6)                                                                                            |
| -1            | 03F4560        | 1     | • Baffle                                                                                                                |
| -2            | 03F4608        | 1     | • Power Supply Fan Assembly                                                                                             |
| -3            | 1621210        | 1     | • Screw, Pan HD -M5 X 10 LG                                                                                             |
| -4            | 03F4579        | 1     | • Base Board Fan Assembly                                                                                               |
| -5            | 1621210        | 2     | • Screw, Pan HD -M5 X 10 LG                                                                                             |
| -6            | 03F4580        | 1     | • MOSS Board Assembly                                                                                                   |
| -6            | 57G7508        | 1     | • MOSS Board Assembly, used for model 17A<br>For detailed breakdown, see "Assembly 13: MOSS Board Assembly" on page 28. |
| -7            | 1621200        | 8     | • Screw, Pan HD -M4 X 35 LG                                                                                             |
| -8            | 03F4571        | 1     | • Control Panel Assembly<br>For detailed breakdown, see "Assembly 8: Control Panel Assembly" on page 18.                |
| -9            | 1621225        | 1     | • Pin                                                                                                                   |
| -10           | 5267931        | 1     | • Jumper Assembly                                                                                                       |
| -11           | 1621197        | 1     | • Screw, Pan HD- M4 X 6 LG                                                                                              |
| -12           | 1622346        | 1     | • Lockwasher, Ext, M4                                                                                                   |
| -13           | 1621210        | 1     | • Screw, Pan HD- M5 X 10 LG                                                                                             |
| -14           | 03F4617        | 1     | • Ground Plate                                                                                                          |
| -15           | 03F5272        | AR    | • • Gasket                                                                                                              |
| -16           | 03F5275        | AR    | • • Gasket                                                                                                              |
| -17           | 1621210        | 3     | • Screw, Pan HD- M5 X 10 LG                                                                                             |
| -18           | 03F4835        | 1     | • Cover                                                                                                                 |
| -19           | 1621210        | 4     | • Screw, Pan HD- M5 X 10 LG                                                                                             |
| -20           | 03F4572        | 1     | • Cover                                                                                                                 |
| -21           | 1621210        | 3     | • Screw, Pan HD- M5 X 10 LG                                                                                             |
| -22           | 34F1217        | 1     | • Cable Assembly, Disk 0V Return                                                                                        |
| -23           | 2513267        | 1     | • Clamp                                                                                                                 |
| -24           | 03F4552        | 1     | • Overlay, English                                                                                                      |
| -24           | 03F4817        | 1     | • Overlay, French                                                                                                       |
| -24           | 03F4818        | 1     | • Overlay, German                                                                                                       |
| -24           | 03F4819        | 1     | • Overlay, Italian                                                                                                      |
| -24           | 03F4820        | 1     | • Overlay, Spanish                                                                                                      |

### Assembly 3: Final Assembly (Part 2 of 6), Front View



| Asm-<br>Index | Part<br>Number | Units | Description                                                                                    |
|---------------|----------------|-------|------------------------------------------------------------------------------------------------|
| 3-            | NONE           | REF   | Final Assembly (Part 2 of 6)                                                                   |
| -1            | 03F4569        | 1     | • Primary Power Box Assembly, 60 HZ                                                            |
| -1            | 03F4745        | 1     | • Primary Power Box Assembly, 50 HZ                                                            |
|               |                |       | For detailed breakdown, see "Assembly 9: Primary Power Box Assembly (Part 1 of 2)" on page 20. |
| -2            | 03F4662        | 1     | • • Power Box Assembly (PS2), 60 HZ                                                            |
| -2            | 03F4663        | 1     | • • Power Box Assembly (PS2), 50 HZ                                                            |
| -3            | 1621210        | AR    | • Screw, Pan HD -M5 X 10 LG                                                                    |
| -4            | 1621197        | AR    | • Screw, Pan HD- M4 X 6 LG                                                                     |
| -5            | 03F4565        | 1     | • Power Supply Assembly (PS1)                                                                  |
| -6            | 03F4561        | 1     | • Base Board Assembly, used for Model 170                                                      |
| -6            | 03F4876        | 1     | • Base Board Assembly, used for Model 130                                                      |
| -6            | 03F5287        | 1     | • Base Board Assembly, used for Model 150                                                      |
| -6            | 05F2503        | 1     | • Base Board Assembly, used for Model 160                                                      |
| -6            | 57G7514        | 1     | • Base Board Assembly, used for Model 17A                                                      |
|               |                |       | For detailed breakdown, see "Assembly 11: Base Board Assembly (Part 1 of 2)" on page 24.       |
| -7            | 03F7777        | 1     | • Cable Assembly, Disk 0V Return                                                               |
| -8            | 26F1467        | 1     | • PS1 Cover                                                                                    |
| -9            | 03F4575        | 1     | • Bracket Disk Drive                                                                           |
| -10           | 03F4694        | 2     | • Shock Absorber                                                                               |
| -11           | 1621193        | 4     | • Screw, Pan HD- M4 X 16 LG                                                                    |
| -12           | 1622304        | 4     | • Washer, M4                                                                                   |
| -13           | 34F1370        | 1     | • Disk Drive Assembly                                                                          |
| -14           | 34F1272        | 1     | • Bracket                                                                                      |
| -15           | 34F1273        | 1     | • Bracket                                                                                      |
| -15A          | 55726          | 4     | • Screw                                                                                        |
| -16           | 322065         | 4     | • Screw, Slotted HD- 6/32 X 0.750 LG                                                           |
| -17           | 34F1274        | 1     | • Bracket                                                                                      |
| -18           | 03F4500        | 1     | • Cable Assembly                                                                               |
| -19           | 03F4501        | 1     | • Cable Assembly                                                                               |
| -20           | 03F4517        | 1     | • Cable Assembly                                                                               |
| -21           | 6495799        | 1     | • Diskette Housing                                                                             |
| -22           | 65X8930        | 1     | • Daily Card, English                                                                          |
| -22           | 03F4434        | 1     | • Daily Card, French                                                                           |
| -22           | 03F4437        | 1     | • Daily Card, German                                                                           |
| -22           | 03F4440        | 1     | • Daily Card, Italian                                                                          |
| -22           | 03F4446        | 1     | • Daily Card, Spanish                                                                          |
| -23           | 58X9310        | 1     | • Diskette Door                                                                                |
| -24           | 66X2603        | 1     | • Diskette Drive                                                                               |
| -25           | 1621170        | 4     | • Screw, Pan HD- M3 x 6 LG                                                                     |
| -26           | 03F4502        | 1     | • Cable Assembly                                                                               |
| -27           | 03F4517        | 1     | • Cable Assembly                                                                               |
| -28           | 03F4642        | 1     | • Cover                                                                                        |
| -29           | 03F4697        | 1     | • Bracket Diskette Drive                                                                       |
| -30           | 1622404        | 4     | • Nut, M5                                                                                      |
| -31           | 03F5251        | 1     | • Screw, Cheese HD- M8 X 28 LG                                                                 |

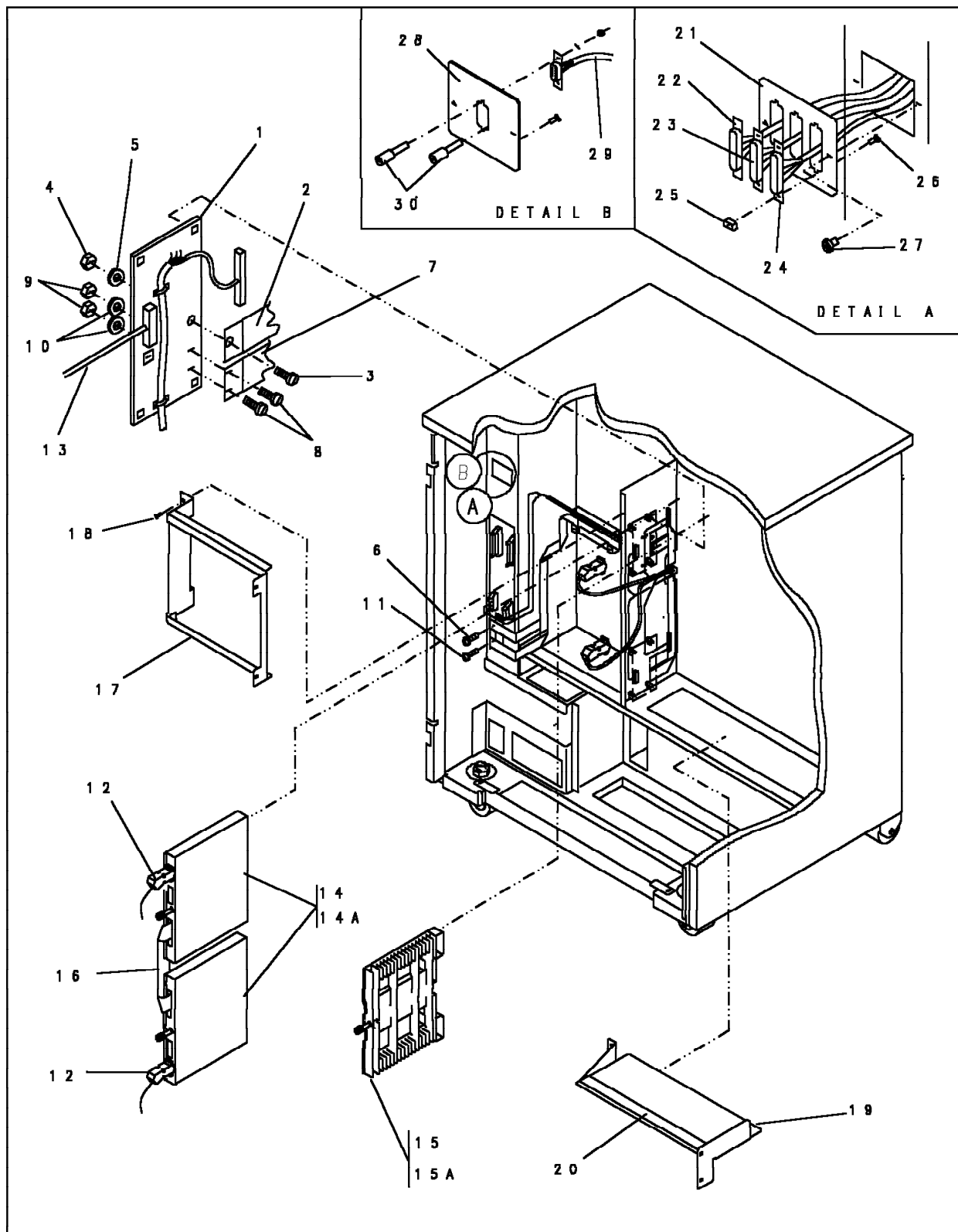
## Assembly 4: Final Assembly (Part 3 of 6), Rear View





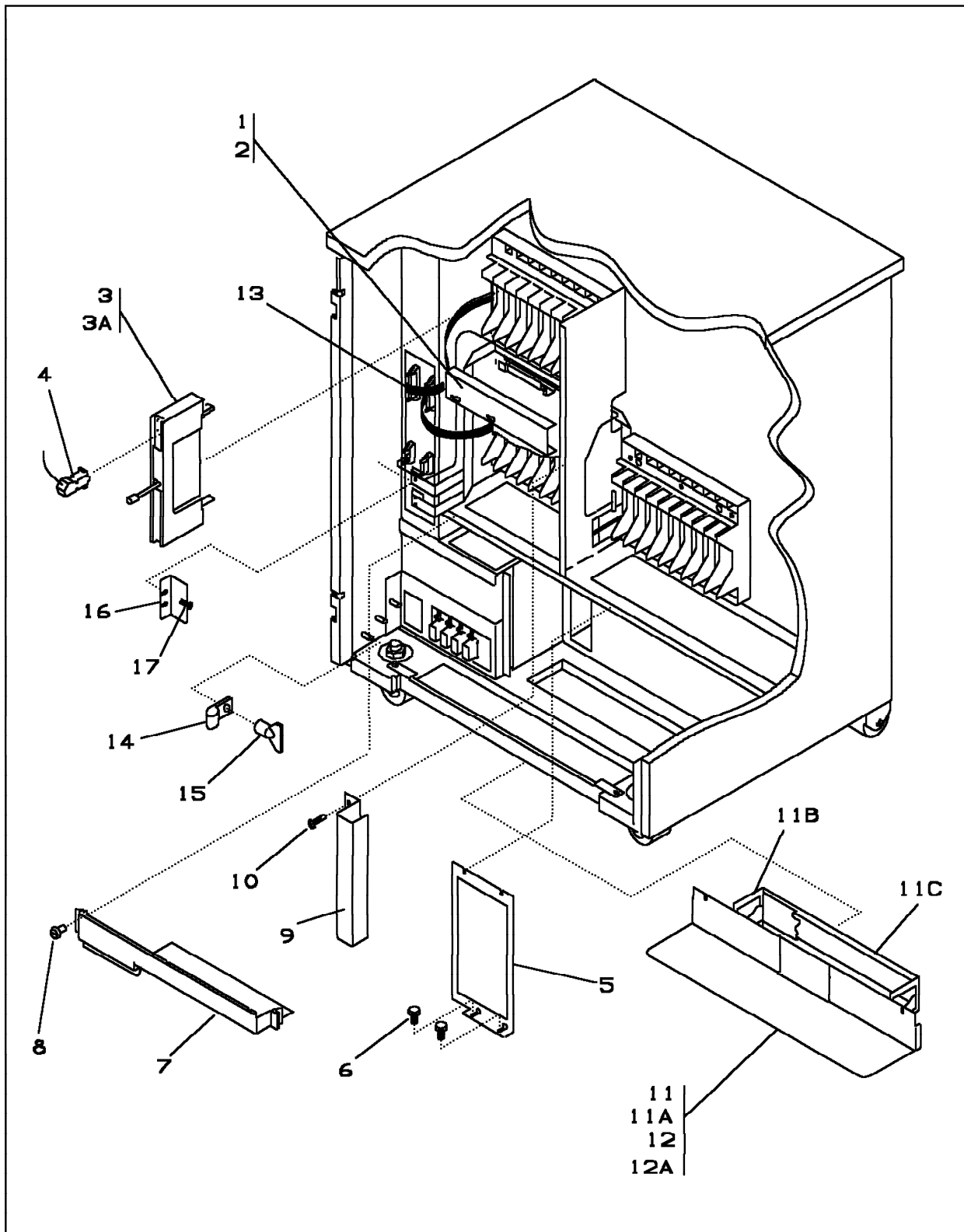
| Asm-<br>Index | Part<br>Number | Units | Description                                                                                |
|---------------|----------------|-------|--------------------------------------------------------------------------------------------|
| 4-            | NONE           | REF   | Final Assembly (Part 3 of 6)                                                               |
| -1            | 03F4576        | AR    | <ul style="list-style-type: none"> <li>LIB1 Assembly</li> <li>Used for LICs 1-4</li> </ul> |
| -2            | 1621210        | AR    | <ul style="list-style-type: none"> <li>Screw, Pan HD -M5 X 10 LG</li> </ul>                |
| -3            | 03F4905        | AR    | <ul style="list-style-type: none"> <li>LIB2 Assembly</li> <li>Used for LICs 5-6</li> </ul> |
| -4            | 1621210        | AR    | <ul style="list-style-type: none"> <li>Screw, Pan HD -M5 X 10 LG</li> </ul>                |
| -5            | 1621197        | AR    | <ul style="list-style-type: none"> <li>Screw, Pan HD- M4 X 6 LG</li> </ul>                 |
| -6            | 1622346        | AR    | <ul style="list-style-type: none"> <li>Lockwasher, Ext, M4</li> </ul>                      |
| -7            | 26F1749        | 1     | <ul style="list-style-type: none"> <li>Ground Bracket</li> </ul>                           |
| -8            | 26F1750        | 1     | <ul style="list-style-type: none"> <li>Gasket</li> </ul>                                   |
| -9            | 03F4555        | 2     | <ul style="list-style-type: none"> <li>Fix Caster Assembly</li> </ul>                      |
| -10           | 03F4367        | 2     | <ul style="list-style-type: none"> <li>Swivel Caster Assembly</li> </ul>                   |
| -11           | 97089          | 2     | <ul style="list-style-type: none"> <li>Lockwasher</li> </ul>                               |
| -12           | 1622410        | 2     | <ul style="list-style-type: none"> <li>Nut, M20</li> </ul>                                 |
| -13           | 03F4515        | 1     | <ul style="list-style-type: none"> <li>PCB</li> </ul>                                      |
| -14           | 03F5266        | 1     | <ul style="list-style-type: none"> <li>Seal</li> </ul>                                     |
| -15           | 03F4537        | 1     | <ul style="list-style-type: none"> <li>FDS Cable</li> </ul>                                |
| -16           | 1621210        | 1     | <ul style="list-style-type: none"> <li>Screw, Pan HD -M5 X 10 LG</li> </ul>                |
| -17           | 1622404        | 1     | <ul style="list-style-type: none"> <li>Nut, M5</li> </ul>                                  |
| -18           | 1622347        | 1     | <ul style="list-style-type: none"> <li>Lockwasher, Ext, M5</li> </ul>                      |
| -19           | 03F4538        | 1     | <ul style="list-style-type: none"> <li>FDS Cable</li> </ul>                                |
| -20           | 1621197        | 2     | <ul style="list-style-type: none"> <li>Screw, Pan HD- M4 X 6 LG</li> </ul>                 |
| -21           | 1622403        | 2     | <ul style="list-style-type: none"> <li>Nut, M4</li> </ul>                                  |
| -22           | 1622346        | AR    | <ul style="list-style-type: none"> <li>Lockwasher, Ext, M4</li> </ul>                      |
| -23           | NONE           | REF   | <ul style="list-style-type: none"> <li>Ground Cable</li> </ul>                             |
| -24           | 1621210        | 4     | <ul style="list-style-type: none"> <li>Screw, Pan HD -M5 X 10 LG</li> </ul>                |

## Assembly 5: Final Assembly (Part 4 of 6), Rear View



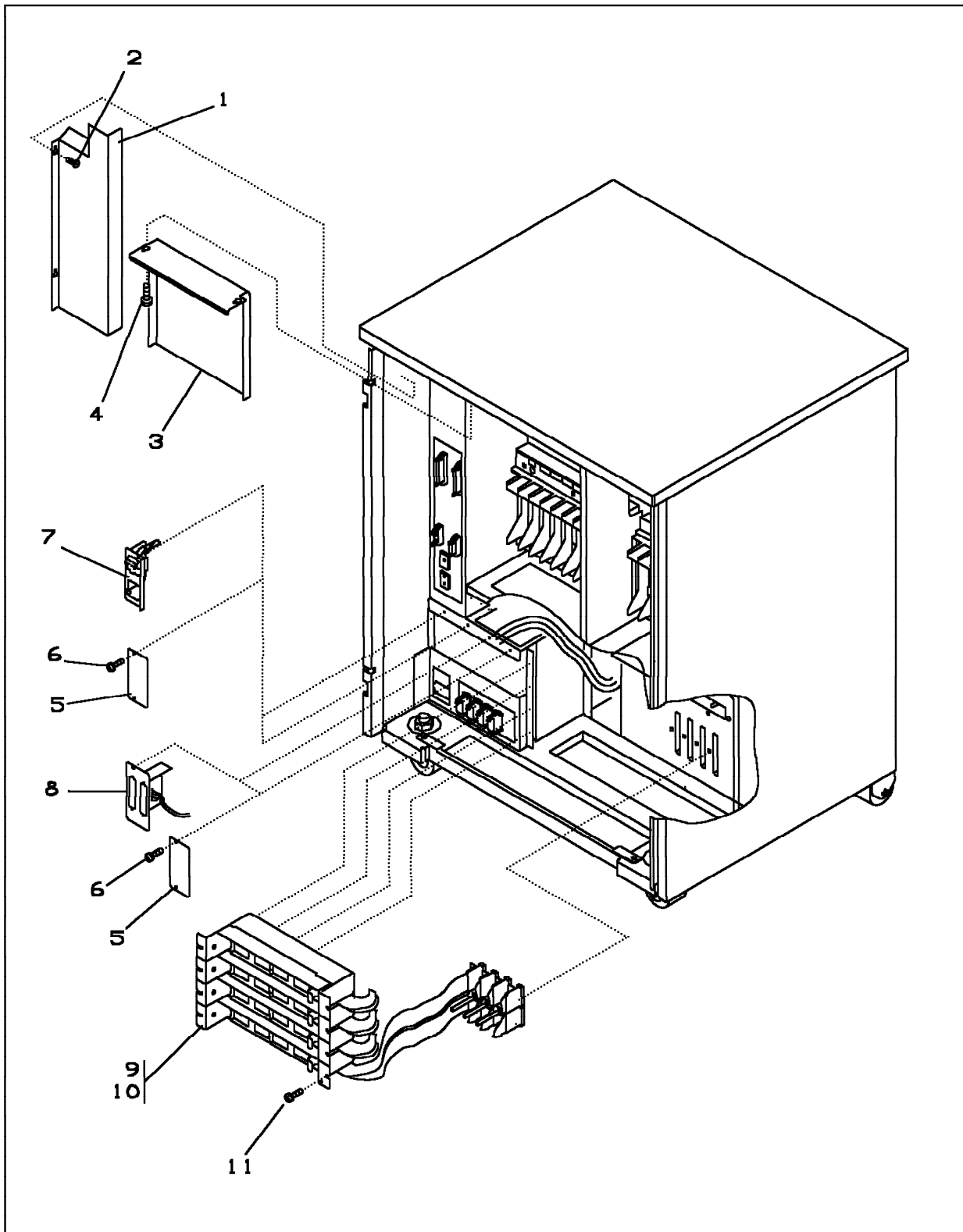
| Asm-<br>Index | Part<br>Number | Units | Description                              |
|---------------|----------------|-------|------------------------------------------|
| 5-            | NONE           | REF   | Final Assembly (Part 4 of 6)             |
| -1            | 03F4516        | 1     | • Cable Assembly                         |
| -2            | 03F4535        | 1     | • FDS Assembly                           |
| -3            | 1621210        | 1     | • Screw, Pan HD -M5 X 10 LG              |
| -4            | 1622404        | 1     | • Nut, M5                                |
| -5            | 1622347        | 1     | • Lockwasher, Ext, M5                    |
| -6            | 1621210        | 1     | • Screw, Pan HD -M5 X 10 LG              |
| -7            | 03F4536        | 1     | • FDS Cable                              |
| -8            | 1621197        | 2     | • Screw, Pan HD- M4 X 6 LG               |
| -9            | 1622403        | 2     | • Nut, M4                                |
| -10           | 1622346        | 2     | • Lockwasher, Ext, M4                    |
| -11           | 1621197        | 2     | • Screw, Pan HD- M4 X 6 LG               |
| -12           | 03F4503        | 1     | • MUX Cable Assembly                     |
| -13           | 03F4534        | 1     | • Cable Assembly                         |
| -14           | NONE           | REF   | • S MUX Assembly                         |
| -14A          | 03F4748        | AR    | • S MUX Cover                            |
| -15           | 65X8446        | AR    | • Dummy Modem                            |
| -15A          | NONE           | REF   | • LIC5 or LIC6                           |
| -16           | 65X8467        | 1     | • Cable Assembly                         |
| -17           | 03F4625        | 2     | • Bracket                                |
| -18           | 1621210        | 8     | • Screw, Pan HD -M5 X 10 LG              |
| -19           | 03F4747        | 1     | • Bracket, Modem UL Grid                 |
| -20           | 03F4816        | 1     | • Seal                                   |
| -21           | 03F4570        | 1     | • Bracket Assembly                       |
| -22           | 03F4532        | 1     | • Cable Assembly                         |
| -23           | 03F4509        | 1     | • Cable Assembly                         |
| -24           | 03F4533        | 1     | • Cable Assembly                         |
| -25           | 6124899        | 3     | • Stiffener                              |
| -26           | 1621171        | 6     | • Screw, Pan HD -M3 X 8 LG               |
| -27           | 1621197        | 2     | • Screw, Pan HD -M4 X 6 LG               |
| -28           | 57G7506        | 1     | • Bracket Assembly<br>Used for model 17A |
| -29           | 57G7507        | 1     | • Cable Assembly<br>Used for model 17A   |
| -30           | 1785931        | 1     | • Kit Screw 4-40<br>Used for model 17A   |

## Assembly 6: Final Assembly (Part 5 of 6), Rear View



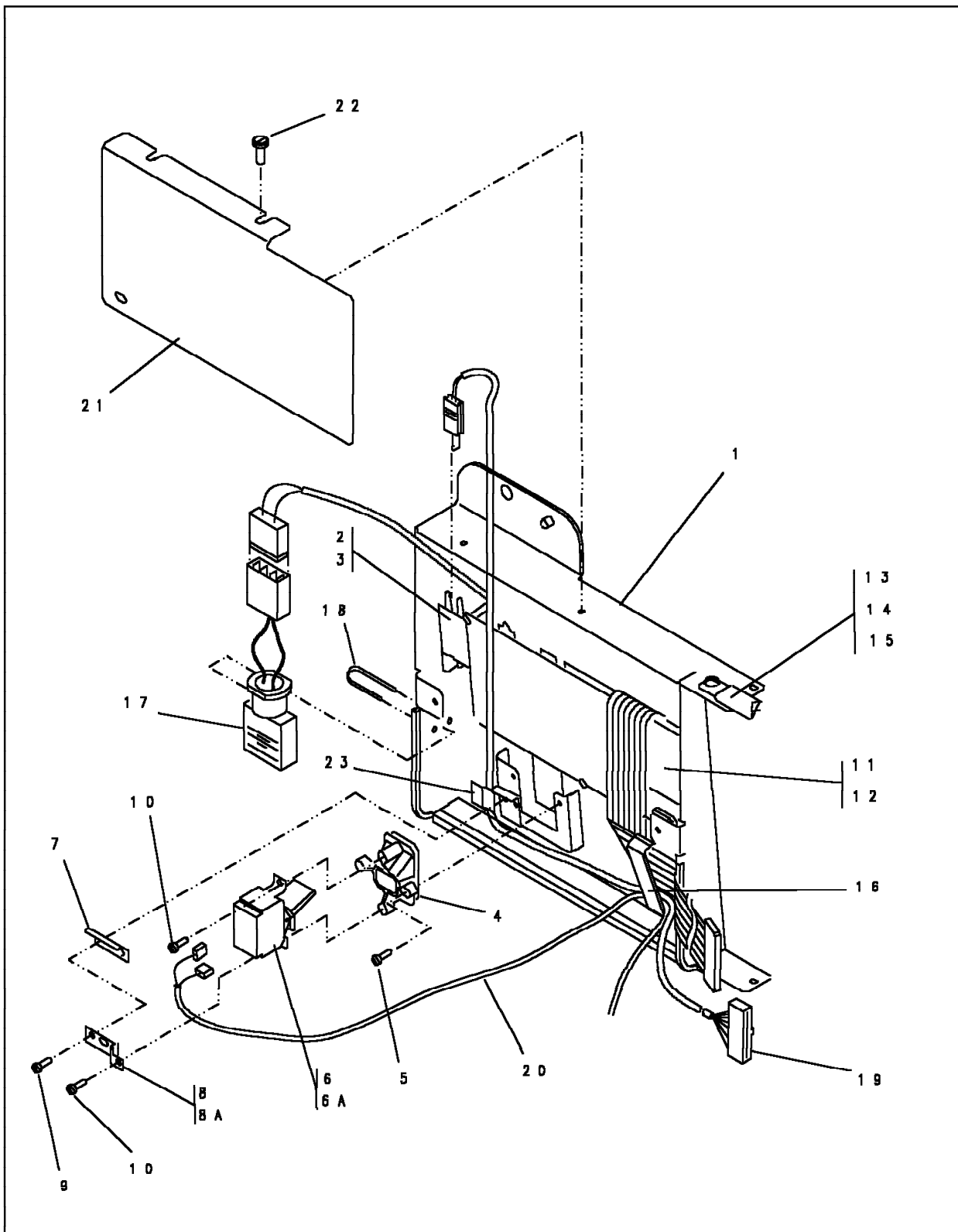
| Asm-<br>Index | Part<br>Number | Units | Description                                   |
|---------------|----------------|-------|-----------------------------------------------|
| 6-            | NONE           | REF   | Final Assembly (Part 5 of 6)                  |
| -1            | 03F4714        | 1     | • Cover Assembly                              |
| -2            | 1621197        | 2     | • Screw, Pan HD -M4 X 6 LG                    |
| -3            | NONE           | REF   | • D MUX Assembly                              |
| -3A           | NONE           | REF   | • LIC1 thru LIC4                              |
| -4            | 03F4503        | AR    | • MUX Cable Assembly                          |
| -5            | 03F4606        | 1     | • Cover                                       |
| -5            | 58G5305        | 1     | • Cover                                       |
|               |                |       | Used for model 17A when a 3746-900 is present |
| -6            | 1621197        | 4     | • Screw, Pan HD- M4 X 6 LG                    |
| -7            | 03F4843        | 1     | • Cover                                       |
| -8            | 1621197        | 3     | • Screw, Pan HD- M4 X 6 LG                    |
| -9            | 03F4605        | 1     | • Cover                                       |
| -10           | 1621210        | 2     | • Screw, Pan HD -M5 X 10 LG                   |
| -11           | 03F4846        | 1     | • Ground Plate, Assembly, exit Cable          |
|               |                |       | Used with raised floor                        |
| -11A          | 1621210        | 3     | • Screw, Pan HD -M5 X 10 LG                   |
| -11B          | 03F5274        | AR    | • • Gasket                                    |
| -11C          | 03F5273        | AR    | • • Gasket                                    |
| -12           | 03F4815        | 1     | • Ground Plate, exit Cable                    |
|               |                |       | Used when no raised floor                     |
| -12A          | 1621210        | 2     | • Screw, Pan HD -M5 X 10 LG                   |
| -13           | 03F4514        | 1     | • Cable Assembly                              |
| -14           | 26F1470        | 1     | • Clamp                                       |
| -15           | 6398807        | 1     | • Wing nut                                    |
| -16           | 26F1467        | 1     | • Cover                                       |
| -17           | 1621197        | 2     | • Screw, Pan HD- M4 X 6 LG                    |

## Assembly 7: Final Assembly (Part 6 of 6), Rear View



| Asm-<br>Index | Part<br>Number | Units | Description                  |
|---------------|----------------|-------|------------------------------|
| 7-            | NONE           | REF   | Final Assembly (Part 6 of 6) |
| -1            | 03F4604        | 1     | • Cover                      |
| -2            | 1621210        | 2     | • Screw, Pan HD -M5 X 10 LG  |
| -3            | 03F4669        | 2     | • Cover                      |
| -4            | 1621210        | 4     | • Screw, Pan HD -M5 X 10 LG  |
| -5            | 58X9369        | AR    | • Dummy Bracket              |
| -6            | 1621197        | AR    | • Screw, Pan HD- M4 X 6 LG   |
| -7            | 03F4531        | AR    | • Cable Assembly             |
| -8            | 03F4693        | AR    | • Cable Assembly             |
| -8            | 72F0025        | AR    | • ELA Cable Assembly         |
| -9            | 03F4633        | AR    | • Dummy Channel              |
| -10           | 11F6750        | AR    | • Channel Assembly           |
| -11           | 1621197        | AR    | • Screw, Pan HD- M4 X 6 LG   |

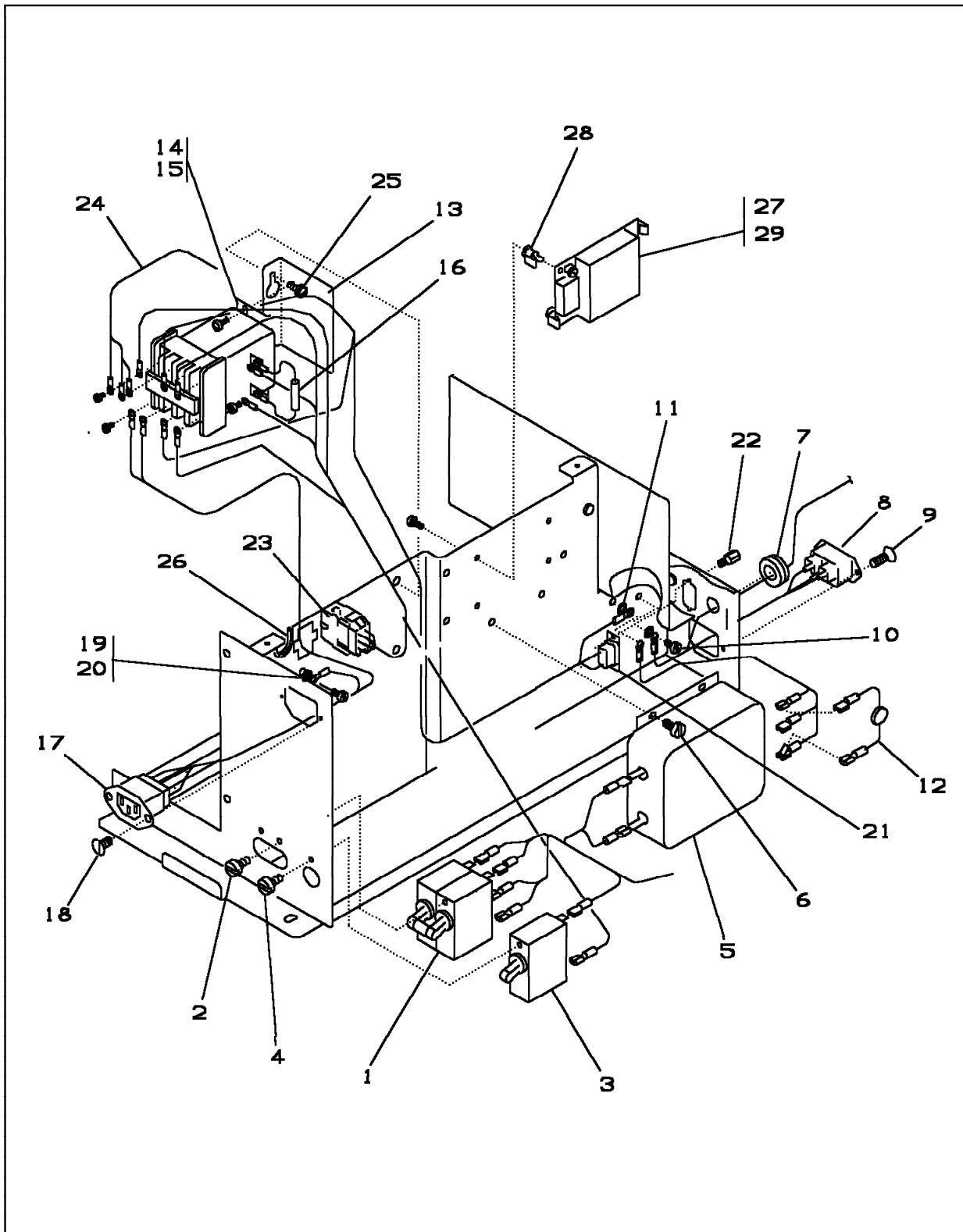
## Assembly 8: Control Panel Assembly





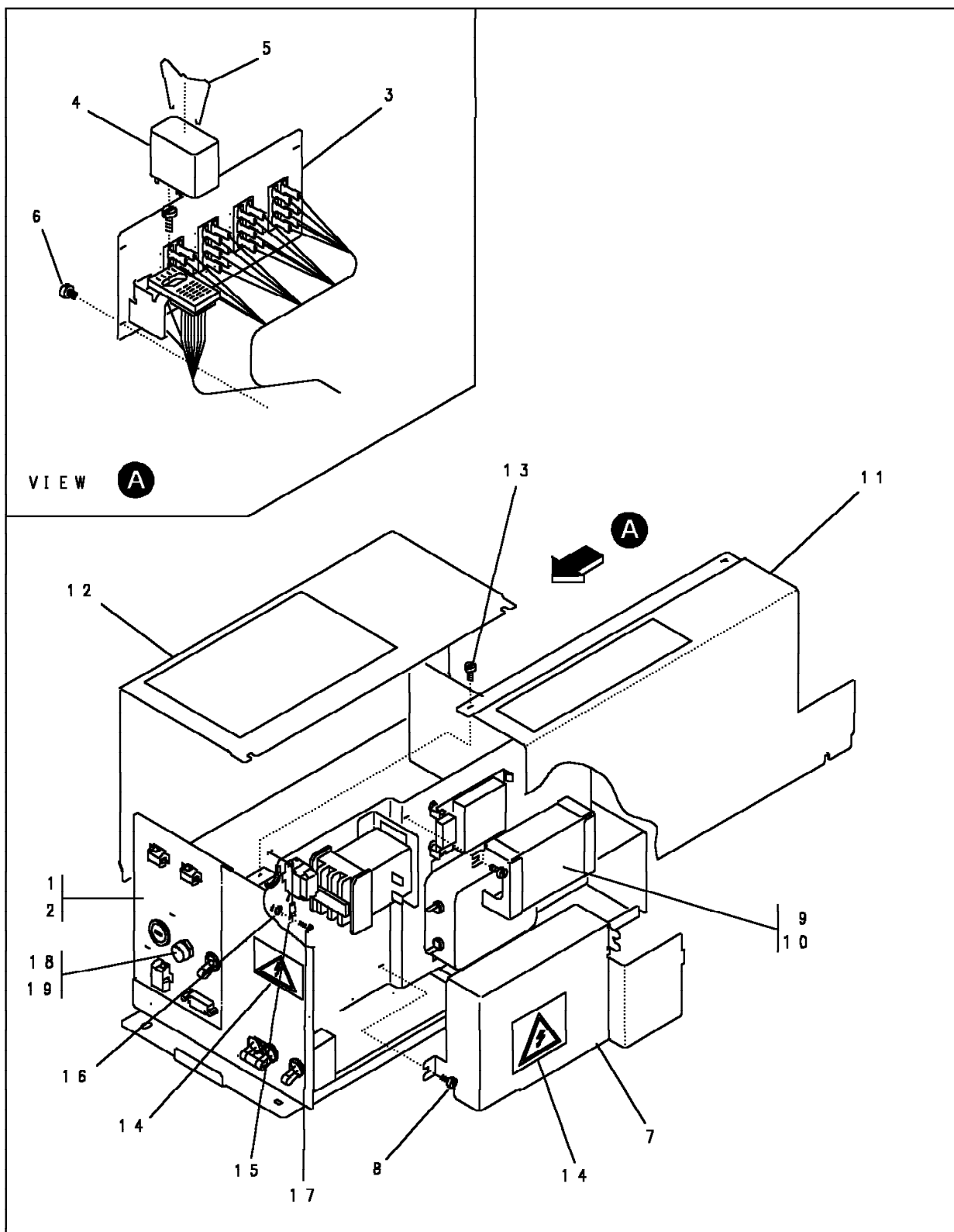
| Asm-<br>Index | Part<br>Number | Units | Description                                                            |
|---------------|----------------|-------|------------------------------------------------------------------------|
| 8-            | 03F4571        | REF   | Control Panel Assembly,<br>For next higher ASM, see ASM 2-8 on page 7. |
| -1            | 03F4595        | 1     | • Panel, Frame                                                         |
| -2            | NONE           | 1     | • Card Assembly (Led)                                                  |
| -3            | 1621170        | 1     | • Screw, Pan HD- M3 x 6 LG                                             |
| -4            | 4521357        | 1     | • Housing                                                              |
| -5            | 1621172        | 2     | • Screw, Pan HD- M3 x 10 LG                                            |
| -6            | 4521305        | 1     | • Switch DPDT- 3 AMP 250 VAC, 6 AMP 125 VAC                            |
| -6A           | 8492368        | 1     | • Switch 3P3T- 3 AMP 250 VAC, 6 AMP 125VAC<br>Used for model 17A       |
| -7            | 4521307        | 1     | • Spring                                                               |
| -8            | 4796840        | 1     | • Bracket                                                              |
| -8A           | 43G3154        | 1     | • Bracket<br>Used for model 17A                                        |
| -9            | 1621181        | 2     | • Screw, Pan HD- M3.5 X 6 LG                                           |
| -10           | 79778          | 2     | • Screw, Self Tapping, Pan HD- 6/32 X 0.312 LG                         |
| -11           | NONE           | 1     | • Control Panel Card                                                   |
| -12           | 1621170        | 5     | • Screw, Pan HD- M3 x 6 LG                                             |
| -13           | 5267931        | 1     | • Jumper Assembly                                                      |
| -14           | 1621197        | 1     | • Screw, Pan HD- M4 X 6 LG                                             |
| -15           | 1622346        | 1     | • Lockwasher, Ext, M4                                                  |
| -16           | 2452852        | 1     | • Clamp                                                                |
| -17           | 4422281        | 1     | • Battery                                                              |
| -17           | 03F7708        | 1     | • Battery<br>Used only for Japan                                       |
| -18           | 6846576        | 1     | • Tie Wrap                                                             |
| -19           | 03F4504        | 1     | • Cable Assembly                                                       |
| -20           | 03F4512        | 1     | • Cable Assembly                                                       |
| -21           | 03F4632        | 1     | • Cover                                                                |
| -22           | 1621197        | 3     | • Screw, Pan HD- M4 X 6 LG                                             |
| -23           | 2596275        | 1     | • Clamp                                                                |

## Assembly 9: Primary Power Box Assembly (Part 1 of 2)



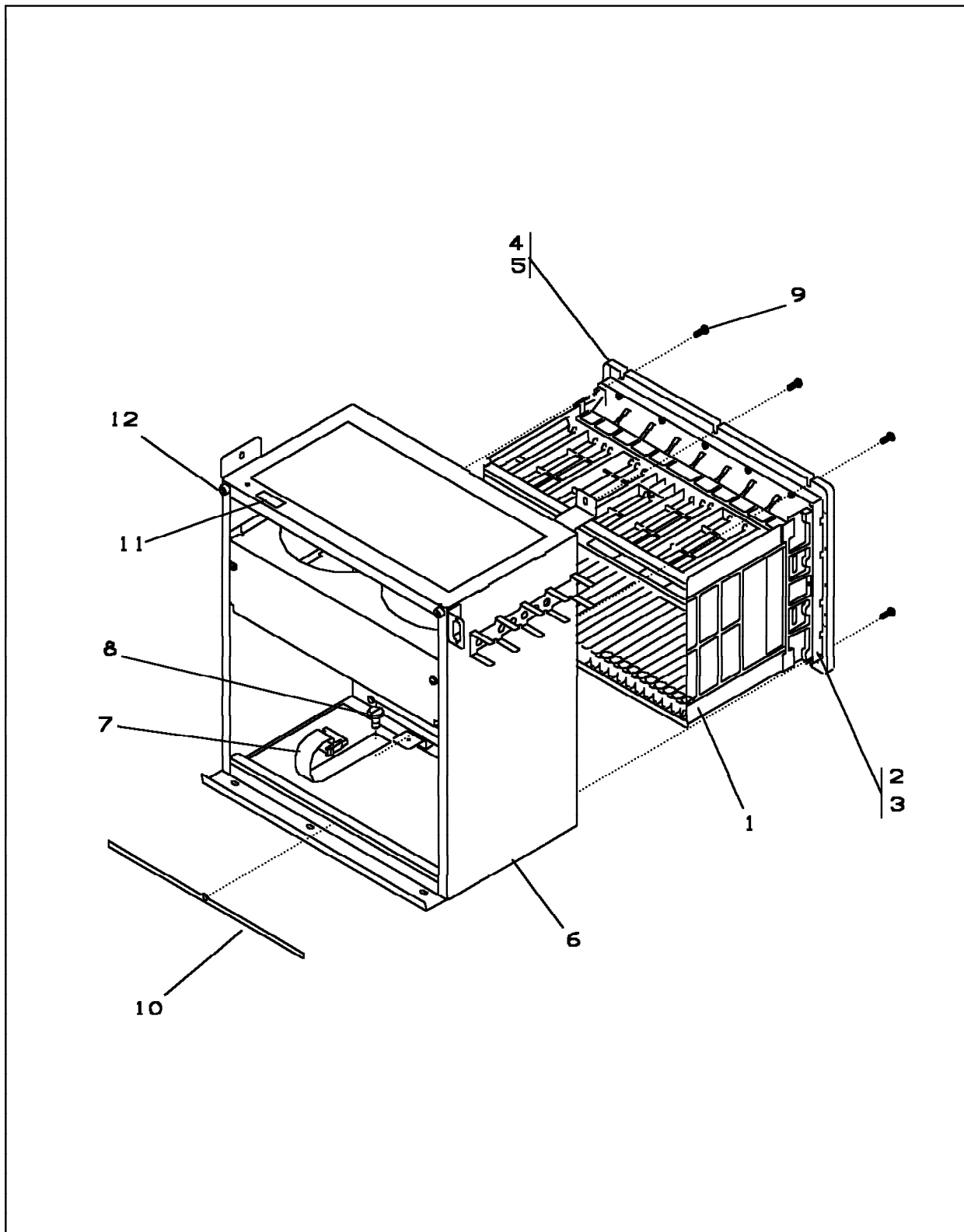
| Asm-<br>Index | Part<br>Number | Units | Description                                      |
|---------------|----------------|-------|--------------------------------------------------|
| 9-            | NONE           | REF   | Primary Power Box Assembly (Part 1 of 2)         |
| -             | 03F4569        | REF   | • Primary Power Box Assembly, 60 HZ              |
| -             | 03F4745        | REF   | • Primary Power Box Assembly, 50 HZ              |
|               |                |       | For next higher ASM, see ASM 3-1 on page 9.      |
| -1            | 2334934        | 1     | • • Circuit Breaker                              |
| -2            | 10170          | 4     | • • Screw, Slot Bind HD- 6/32 X 0.250 LG         |
| -3            | 2611359        | 1     | • • Circuit Protector                            |
| -4            | 10170          | 2     | • • Screw, Slot Bind HD- 6/32 X 0.250 LG         |
| -5            | 58X9522        | 1     | • • Line Filter                                  |
| -6            | 1621170        | 4     | • • Screw, Pan HD- M3 x 6 LG                     |
| -7            | 123070         | 1     | • • Grommet                                      |
| -8            | 03F4539        | 1     | • • Cable Assembly                               |
| -9            | 1621285        | 2     | • • Screw, Flat HD- M3 X 6 LG                    |
| -10           | 1621197        | 2     | • • Screw, Pan HD- M4 X 6 LG                     |
| -11           | 1622346        | 2     | • • Lckw, Ext M4- 4.3 ID X 8 OD X 0.5 THK        |
| -12           | 58X9523        | 1     | • • M.O.V. Assembly                              |
| -13           | 03F4746        | 1     | • • Bracket                                      |
| -14           | 5351162        | 1     | • • Contactor                                    |
| -15           | 1621170        | 2     | • • Screw, Pan HD- M3 x 6 LG                     |
| -16           | 2666959        | 1     | • • Diode Assembly                               |
| -17           | 03F4546        | 1     | • • Cable Assembly                               |
| -18           | 1621285        | 2     | • • Screw, Flat HD- M3 X 6 LG                    |
| -19           | 1621197        | 1     | • • Screw, Pan HD- M4 X 6 LG                     |
| -20           | 1622346        | 1     | • • Lckw, Ext M4- 4.3 ID X 8 OD X 0.5 THK        |
| -21           | 03F4626        | 1     | • • Cable Assembly                               |
| -22           | 1754259        | 2     | • • Screw Assembly                               |
| -23           | 03F4651        | 1     | • • Cable Assembly                               |
| -24           | 03F4545        | 1     | • • Cable Assembly                               |
| -25           | 1673983        | 2     | • • Screw, M5                                    |
| -26           | 5740117        | 1     | • • Grommet                                      |
| -27           | NONE           | 1     | • • Regulator                                    |
| -28           | 03F4507        | 4     | • • Stud                                         |
| -29           | 79778          | 4     | • • Screw, Self Tapping, Pan HD- 6/32 X 0.312 LG |

## Assembly 10: Primary Power Box Assembly (Part 2 of 2)



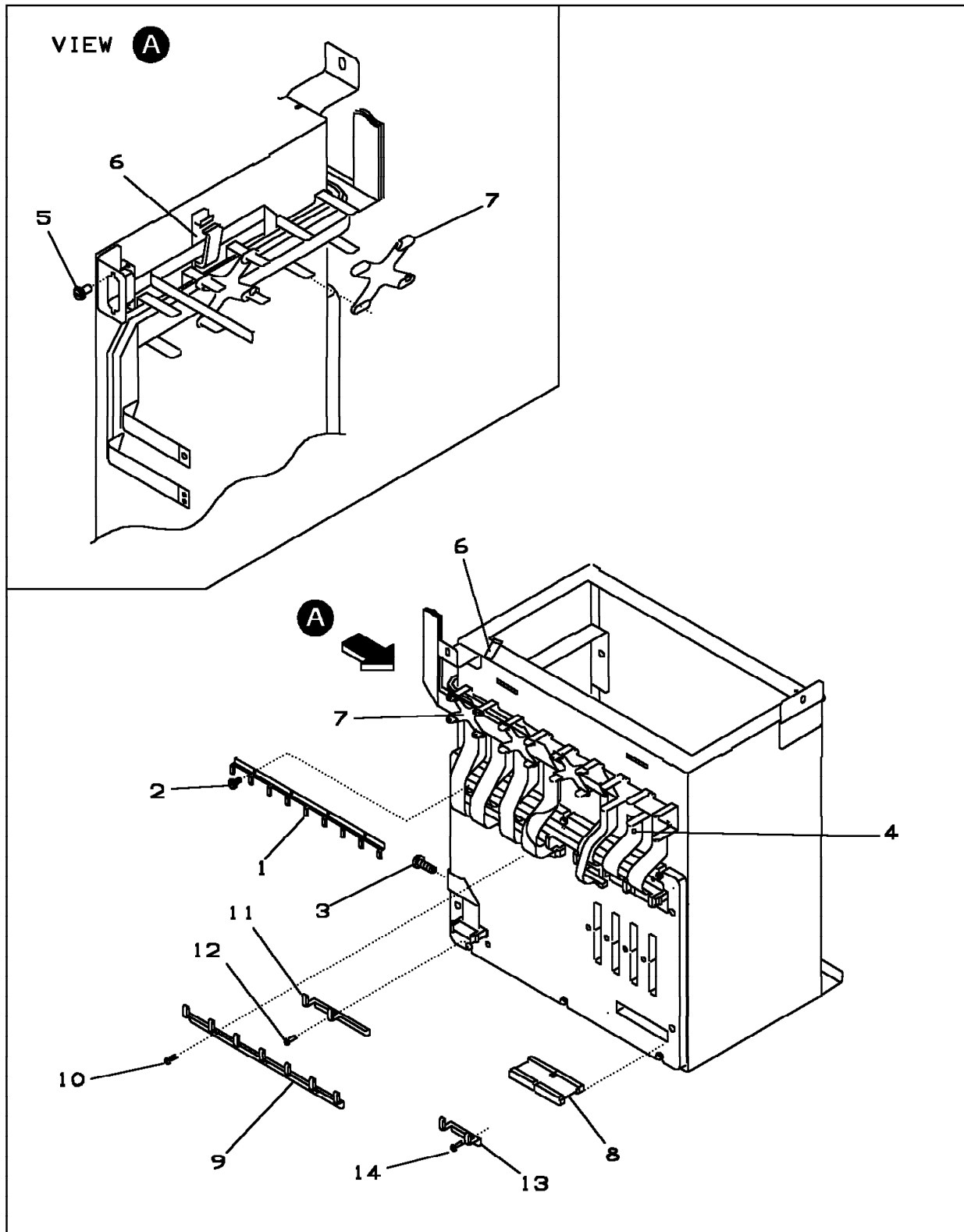
| Asm-<br>Index | Part<br>Number | Units | Description                                 |
|---------------|----------------|-------|---------------------------------------------|
| 10-           | NONE           | REF   | Primary Power Box Assembly (Part 2 of 2)    |
| -             | 03F4569        | REF   | • Primary Power Box Assembly, 60 HZ         |
| -             | 03F4745        | REF   | • Primary Power Box Assembly, 50 HZ         |
|               |                |       | For next higher ASM, see ASM 3-1 on page 9. |
| -1            | 03F4662        | 1     | • • Power Supply (PS2) Assembly, 60 HZ      |
| -1            | 03F4663        | 1     | • • Power Supply (PS2) Assembly, 50 HZ      |
| -2            | 1673983        | 5     | • • Screw, M5                               |
| -3            | 03F4541        | 1     | • • Cable Assembly                          |
| -4            | 5351156        | 1     | • • Relay                                   |
| -5            | 5351163        | 1     | • • Retainer                                |
| -6            | 1621170        | 4     | • • Screw, Pan HD- M3 x 6 LG                |
| -7            | 03F4594        | 1     | • • Filter Cover                            |
| -8            | 1621197        | 2     | • • Screw, Pan HD- M4 X 6 LG                |
| -9            | 03F4744        | 1     | • • Regulator Cover                         |
| -10           | 1621197        | 2     | • • Screw, Pan HD- M4 X 6 LG                |
| -11           | 03F4839        | 1     | • • AC Cover                                |
| -12           | 03F4593        | 1     | • • DC Cover                                |
| -13           | 1621197        | 6     | • • Screw, Pan HD- M4 X 6 LG                |
| -14           | 03F4585        | 2     | • • Label                                   |
| -15           | 2667094        | REF   | • • Jumper                                  |
| -16           | 1622346        | 1     | • • Lckw, Ext M4- 4.3 ID X 8 OD X 0.5 THK   |
| -17           | 1621197        | 1     | • • Screw, Pan HD- M4 X 6 LG                |
| -18           | 53436          | 1     | • • Fuse, 0,2A 250V                         |
| -19           | 4201819        | 1     | • • Holder                                  |

## Assembly 11: Base Board Assembly (Part 1 of 2)



| Asm-<br>Index | Part<br>Number | Units | Description                                 |
|---------------|----------------|-------|---------------------------------------------|
| 11-           | NONE           | REF   | Base Board Assembly (Part 1 of 2)           |
| -             | 03F4876        | 1     | • Base Board Assembly, used for Model 130   |
| -             | 03F5287        | 1     | • Base Board Assembly, used for Model 150   |
| -             | 05F2503        | 1     | • Base Board Assembly, used for Model 160   |
| -             | 03F4561        | 1     | • Base Board Assembly, used for Model 170   |
| -             | 57G7514        | 1     | • Base Board Assembly, used for Model 17A   |
|               |                |       | For next higher ASM, see ASM 3-6 on page 9. |
| -1            | 1822944        | 1     | • • Gate Assembly                           |
| -2            | NONE           | 1     | • • Board Assembly                          |
| -3            | 1953318        | 4     | • • Screw, Hex HD- M3.5 X 26 LG             |
| -4            | 03F4564        | 1     | • • Stiffener                               |
| -5            | 1953318        | 14    | • • Screw, Hex HD- M3.5 X 26 LG             |
| -6            | 03F4618        | 1     | • • Gate, Frame                             |
| -7            | 03F4518        | 1     | • • Cable FDS                               |
| -8            | 1673983        | 1     | • • Screw, M5                               |
| -9            | 1621212        | 6     | • • Screw, Pan HD- M5 X 16 LG               |
| -10           | 03F4737        | 1     | • • Label, Model 150, 170, and 17A          |
| -10           | 03F4741        | 1     | • • Label, Model 130                        |
| -11           | 03F5281        | 1     | • • Label                                   |
| -12           | 1621213        | 2     | • • Screw, Pan HD -M5 X 20 LG               |

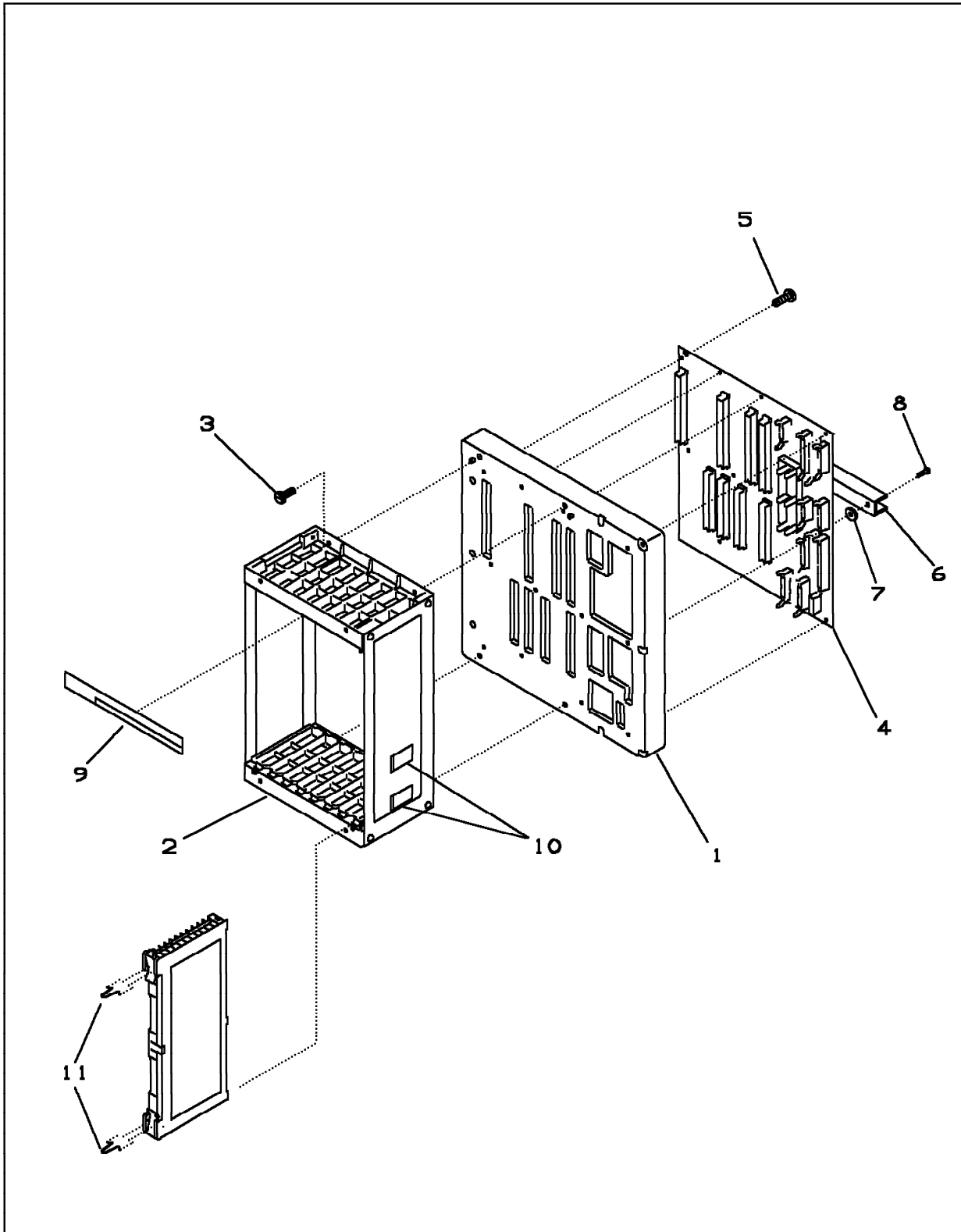
## Assembly 12: Base Board Assembly (Part 2 of 2)





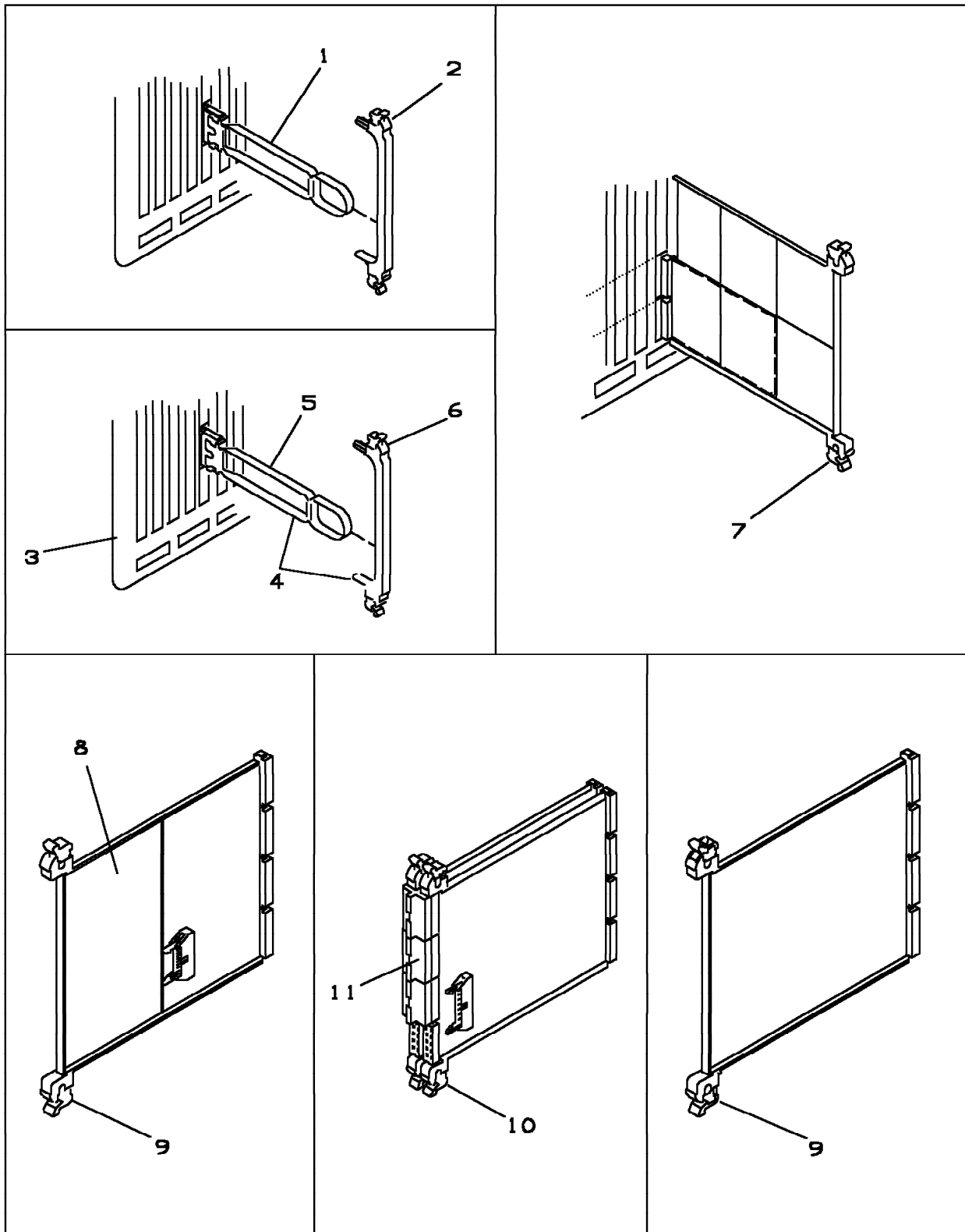
| Asm-<br>Index | Part<br>Number | Units | Description                                                                  |
|---------------|----------------|-------|------------------------------------------------------------------------------|
| 12-           | NONE           | REF   | Base Board Assembly (Part 2 of 2)                                            |
| -1            | 03F4635        | 1     | • Retainer                                                                   |
| -2            | 1621197        | 4     | • Screw, Pan HD- M4 X 6 LG                                                   |
| -3            | 1693983        | 1     | • Screw, M5                                                                  |
| -4            | 1693983        | AR    | • Screw, M5                                                                  |
| -5            | 1754259        | AR    | • Screw Assembly                                                             |
| -6            | 1310209        | 2     | • Clamp                                                                      |
| -7            | 813519         | AR    | • Strap                                                                      |
| -8            | NONE           | 2     | • Terminal Card<br>Replaced by flat cables coming from a 3746-900 if present |
| -9            | 03F4636        | 1     | • Retainer                                                                   |
| -10           | 1621197        | 3     | • Screw, Pan HD- M4 X 6 LG                                                   |
| -11           | 26F1427        | 1     | • Retainer                                                                   |
| -12           | 1621197        | 1     | • Screw, Pan HD- M4 X 6 LG                                                   |
| -13           | 03F5256        | 2     | • Retainer                                                                   |
| -13           | 58G5313        | 2     | • Retainer<br>Used if flat cables coming from a 3746-900 are present         |
| -14           | 1621197        | 2     | • Screw, Pan HD- M4 X 6 LG                                                   |

## Assembly 13: MOSS Board Assembly



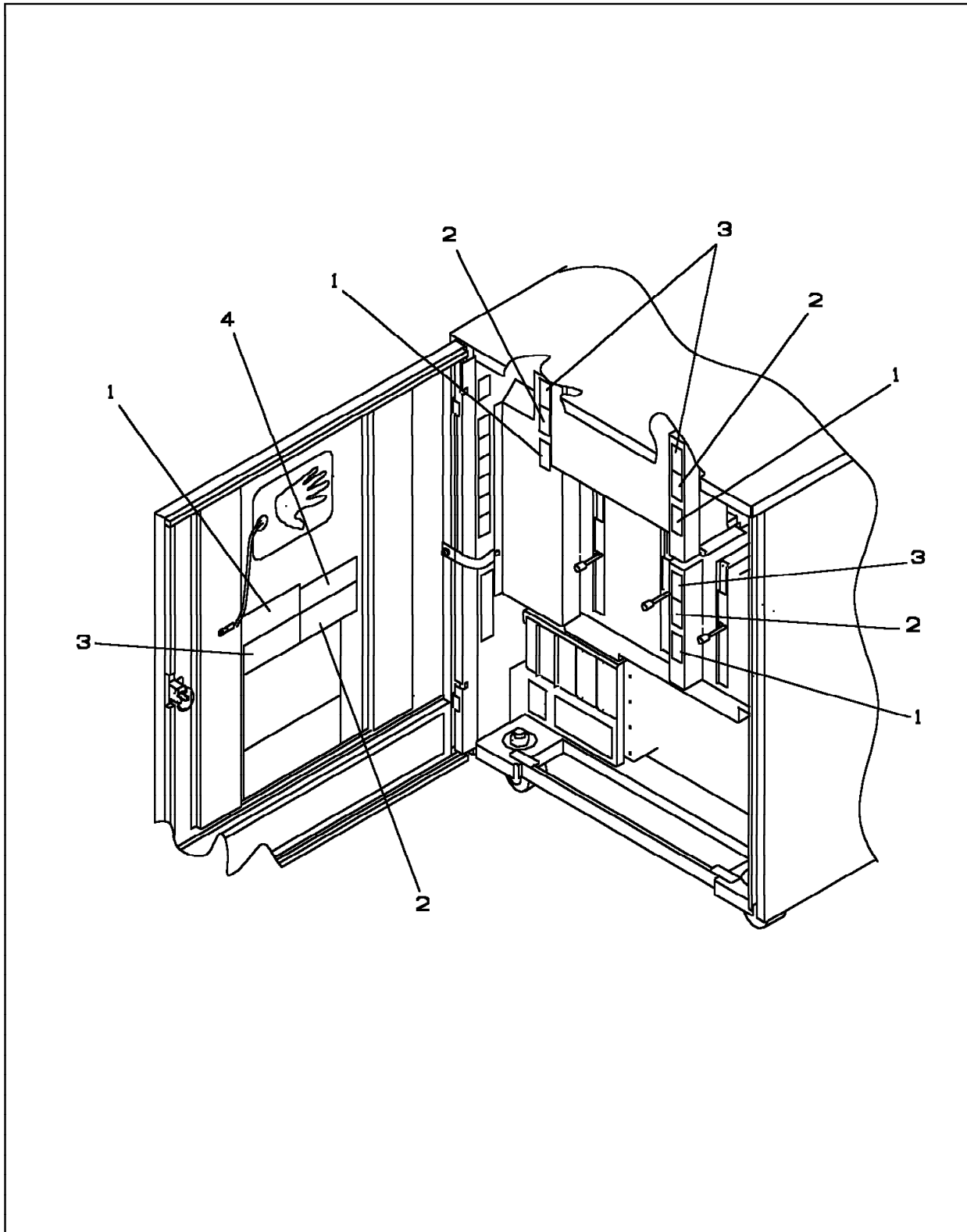
| Asm-<br>Index | Part<br>Number | Units | Description                                                                            |
|---------------|----------------|-------|----------------------------------------------------------------------------------------|
| 13-           | 03F4580        | 1     | MOSS Board Assembly,                                                                   |
| -             | 57G7508        | 1     | MOSS Board Assembly, used for model 17A<br>For next higher ASM, see ASM 2-6 on page 7. |
| -1            | 03F4573        | 1     | • Stiffener Board Assembly                                                             |
| -2            | 6495746        | 1     | • Chassis Assembly                                                                     |
| -3            | 1621197        | 4     | • Screw, Pan HD- M4 X 6 LG                                                             |
| -4            | NONE           | REF   | • CDPOP                                                                                |
| -5            | 1621197        | 8     | • Screw, Pan HD- M4 X 6 LG                                                             |
| -6            | 34F1243        | 1     | • Bar                                                                                  |
| -7            | 34F1244        | 1     | • Spacer                                                                               |
| -8            | 1621192        | 12    | • Screw, Pan HD- M4 X 12 LG                                                            |
| -9            | 03F4321        | 1     | • Label                                                                                |
| -10           | 1310209        | 2     | • Clamp                                                                                |
| -11           | 56X4794        | 10    | • Spring Retainer                                                                      |

## Assembly 14: Card Hardware Mountings



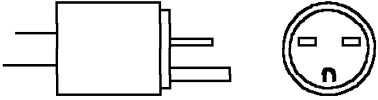
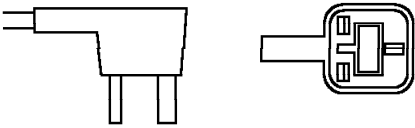
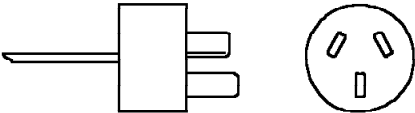
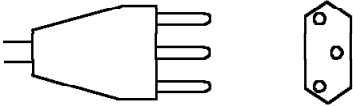
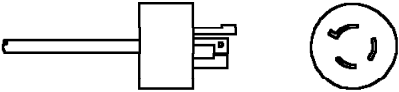
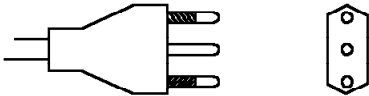
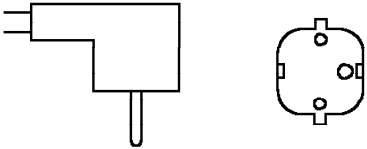
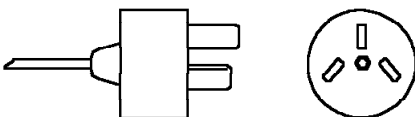
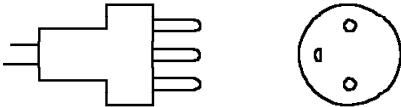
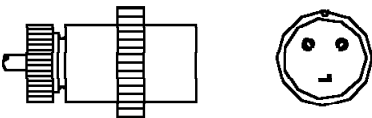
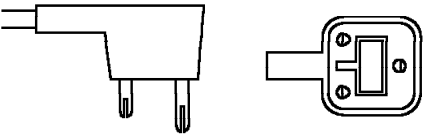
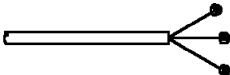
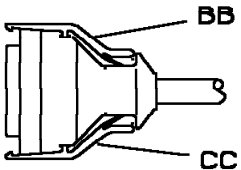
| Asm-<br>Index | Part<br>Number | Units | Description                       |
|---------------|----------------|-------|-----------------------------------|
| 14-           | NONE           | REF   | Card Hardware Mountings           |
| -1            | 1953093        | AR    | • Extender                        |
| -2            | 1953110        | AR    | • Intermix Bracket                |
| -3            | NONE           | REF   | • TSST Board                      |
| -4            | 11F5501        | AR    | • BPC2, Extender (Group of parts) |
| -5            | 11F5465        | AR    | • • Extender Assembly             |
| -6            | 1953110        | AR    | • • Intermix Bracket              |
| -7            | 1953192        | AR    | • Card Holder                     |
| -8            | 398482         | AR    | • Spacer                          |
| -9            | 1953172        | AR    | • Card Holder                     |
| -10           | 1953244        | AR    | • Card Holder                     |
| -11           | 8645777        | AR    | • Crossover                       |

## Assembly 15: Safety Label Locations



| Asm-<br>Index | Part<br>Number | Units | Description              |
|---------------|----------------|-------|--------------------------|
| 15-           | NONE           | REF   | Safety Label Locations   |
| -1            | 03F4864        | AR    | • Label, Italian         |
| -2            | 03F4861        | AR    | • Label, Canadian French |
| -2            | 03F4871        | AR    | • Label, French Dutch    |
| -2            | 03F4863        | AR    | • Label, German          |
| -2            | 03F4860        | AR    | • Label, English         |
| -3            | 03F4861        | AR    | • Label, Canadian French |
| -3            | 03F4862        | AR    | • Label, French          |
| -3            | 03F4863        | AR    | • Label, German          |
| -3            | 03F4864        | AR    | • Label, Italian         |
| -3            | 03F4865        | AR    | • Label, Portuguese      |
| -3            | 03F4866        | AR    | • Label, Spanish         |
| -3            | 03F4867        | AR    | • Label, Japanese        |
| -3            | 03F4868        | AR    | • Label, Norwegian       |
| -3            | 03F4869        | AR    | • Label, Danish          |
| -3            | 03F4870        | AR    | • Label, Finnish         |
| -3            | 03F4871        | AR    | • Label, French Dutch    |
| -3            | 03F4872        | AR    | • Label, Dutch           |
| -3            | 03F4873        | AR    | • Label, Swedish         |
| -4            | 03F7770        | AR    | • Warning Label, UK      |

## Assembly 16: Power Attachment Cord and LIC Cable Assembly

|                                                                                                                   |                                                                                                                                                                                                                     |
|-------------------------------------------------------------------------------------------------------------------|---------------------------------------------------------------------------------------------------------------------------------------------------------------------------------------------------------------------|
| <b>5</b><br>250 V<br>15 A<br>    | <b>23</b><br>250 V<br>13 A<br>                                                                                                    |
| <b>6</b><br>250 V<br>10 A<br>    | <b>24</b><br>250 V<br>10 A<br>                                                                                                    |
| <b>10</b><br>250 V<br>15 A<br>   | <b>25</b><br>250 V<br>16 A<br>                                                                                                    |
| <b>18</b><br>250 V<br>16 A<br>  | <b>32</b><br>250 V<br>10 A<br>                                                                                                   |
| <b>19</b><br>250 V<br>10 A<br> | <b>34</b><br>250 V<br>10 A<br>                                                                                                  |
| <b>22</b><br>250 V<br>13 A<br> | <div> <b>AA</b><br/>  </div> <div>  </div> |



| Asm-<br>Index | Part<br>Number | Units | Description                                       |
|---------------|----------------|-------|---------------------------------------------------|
| 16-           | NONE           | REF   | Power Attachment Cord and LIC Cable Assembly      |
| -5            | 65X7906        | 1     | • Power Attachment Cord ASM, 4.30 m               |
| -5            | 65X7909        | 1     | • Power Attachment Cord ASM, 1.80 m, CHICAGO      |
| -6            | 6398682        | 1     | • Power Attachment Cord ASM, 4.30 m               |
| -10           | 65X7907        | 1     | • Power Attachment Cord ASM, 4.30 m               |
| -10           | 65X7910        | 1     | • Power Attachment Cord ASM, 1.80 m, CHICAGO      |
| -18           | 56X4032        | 1     | • Power Attachment Cord ASM, 4.30 m               |
| -19           | 56X4036        | 1     | • Power Attachment Cord ASM, 4.30 m               |
| -22           | 56X4037        | 1     | • Power Attachment Cord ASM, 4.30 m               |
| -23           | 56X4031        | 1     | • Power Attachment Cord ASM, 4.30 m               |
| -24           | 6398681        | 1     | • Power Attachment Cord ASM, 4.30 m               |
| -25           | 56X4038        | 1     | • Power Attachment Cord ASM, 4.30 m               |
| -32           | 56X4040        | 1     | • Power Attachment Cord ASM, 4.30 m               |
| -34           | 65X7908        | 1     | • Power Attachment Cord ASM, 4.30 m               |
| -34           | 65X7911        | 1     | • Power Attachment Cord ASM, 1.80 m, CHICAGO      |
| -AA           | 6427173        | 1     | • Plugless Power Attachment Cord ASM, 60 Hz 220 V |
| -AA           | 56X4033        | 1     | • Plugless Power Attachment Cord ASM, 50 Hz 220 V |
| -             | NONE           | REF   | LIC Cable Assembly                                |
| -BB           | 66X1095        | AR    | • Yellow Latch (LIC Cable Connector)              |
| -CC           | 66X1092        | AR    | • Black Latch (LIC Cable Connector)               |





# Bibliography

## Service Documentation for the 3745 (Models 130, 150, 160, 170, and 17A) and 3746 (Model 900)

Figure 1 (Page 1 of 4). Service Documentation for the 3745 Models 1x0 and 17A, and 3746 Model 900

This service documentation has the following formats:



### 3745 Models A and 3746 Books

Starting with engineering change (EC) F12380, all of the books in the 3745 Models A and 3746 library are available on the CD-ROM that contains the Licensed Internal Code (LIC) for this EC.



SY33-2079

#### **IBM 3745 Communication Controller Models 130, 150, 160, 170, and 17A**

##### **Service Master Index<sup>1</sup>**

Provides references for finding information in the IBM 3745 Models 1X0 and 17A shipping group documentation.



SY33-2067

#### **IBM 3745 Communication Controller Models 130, 150, 160, 170, and 17A**

##### **Installation Guide<sup>1</sup>**

Provides instructions for installing or relocating the IBM 3745 Models 1X0 and 17A.



SY33-2114

#### **IBM 3746 Nways Multiprotocol Controller Model 900**

##### **Installation Guide<sup>2</sup>**

Provides instructions for installing or relocating the IBM 3746 Model 900.



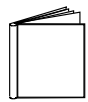
SY33-2116

#### **IBM 3746 Nways Multiprotocol Controller Model 900**

##### **Service Guide<sup>2</sup>**

Provides procedures for isolating and fixing the IBM 3746 Model 900 problems.

Figure 1 (Page 2 of 4). Service Documentation for the 3745 Models 1x0 and 17A, and 3746 Model 900



SY33-2069

**IBM 3745 Communication Controller  
Models 130, 150, 160, and 170**

**Service Functions<sup>1</sup>**

Describes MOSS functions using the IBM 3745 Models 1X0 and 17A consoles.



SY33-2070

**IBM 3745 Communication Controller  
Models 130 to 17A**

**Maintenance Information Procedures<sup>1</sup>**

Provides procedures for isolating and fixing the IBM 3745 Models 1X0 and 17A problems.



SY33-2115

**IBM 3745 Communication Controller Models A<sup>3</sup>  
IBM 3746 Expansion Unit Model 900  
IBM 3746 Nways Multiprotocol Controller Model 950**

**Service Processor Installation and Maintenance<sup>4</sup>  
(Based on the 7585, 3172, 9585, or 9577)**

Provides information on installing and maintaining the service processor based on PS/2 Types 7585, 3172, 9585, or 9577.

Can be for systems with microcode that has up to and including EC D46130 (any level) installed.



SY33-2120

**IBM 3745 Communication Controller Models A<sup>3</sup>  
IBM 3746 Expansion Unit Model 900  
IBM 3746 Nways Multiprotocol Controller Model 950**

**Service Processor Installation and Maintenance<sup>4</sup>  
(Based on the 7585, 3172, or 9585)**

Provides information on installing and maintaining the service processor based on PS/2 Types 7585, 3172, or 9585.

Can be for systems with microcode EC F12380 or higher installed.



SY33-2118

**IBM 3746 Nways Multiprotocol Controller Models 900 and 950**

**Multiaccess Enclosure Installation and Maintenance<sup>4</sup>**

Provides information on installing and maintaining the Multiaccess Enclosure (MAE).



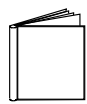
SY33-2112

**IBM 3746 Nways Multiprotocol Controller  
Models 900 and 950**

**Network Node Processor Installation and Maintenance<sup>4</sup>  
(Based on the 7585 or 3172)**

Provides information on installing and maintaining the network node processor based on the PS/2 Type 7585 or 3172.

Figure 1 (Page 3 of 4). Service Documentation for the 3745 Models 1x0 and 17A, and 3746 Model 900



SY33-2066

**IBM 3745 Communication Controller  
Models 130, 150, 160, and 170**

**Hardware Maintenance Reference<sup>1</sup>**

Provides in-depth hardware reference information on the IBM 3745 Models 1X0 and 17A. Also valid for the 3745 Model 17A.



SY33-2075

**IBM 3745 Communication Controller  
All Models<sup>6</sup>**

**External Cable References<sup>1</sup>**

Provides references to console and line cables used for connecting the IBM 3745 Models 130 to 61A.



SY33-2117

**IBM 3746 Nways Multiprotocol Controller  
Models 900 and 950**

**External Cable Reference<sup>7</sup>**

Provides references to console and line cables used for connecting the IBM 3746 Models 900 and 950.



S135-2015

**IBM 3746 Nways Multiprotocol Controller  
Models 900 and 950**

**Parts Catalog<sup>7</sup>**

Provides reference information for ordering parts for the IBM 3746 Models 900 and 950.



S135-2012

**3745 Communication Controller  
Models 130 to 17A**

**Parts Catalog<sup>1</sup>**

Provides reference information for ordering IBM 3745 Models 1X0 and 17A parts.



S135-2014

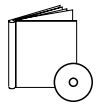
**IBM Controller Expansion**

**Parts Catalog**

Provides reference information for ordering parts for the controller expansion attached to the IBM 3746 Model 900 and 950.

Figure 1 (Page 4 of 4). Service Documentation for the 3745 Models 1x0 and 17A, and 3746 Model 900

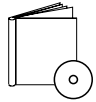
#### CD-ROM Bibliography



ZK2T-8214

#### **IBM Networking Softcopy Collection Kit**

Allows service manuals consulting via CD-ROM viewer. EMEA version.



ZK2T-8187

#### **IBM Networking Softcopy Collection Kit**

Allows service manuals consulting via CD-ROM viewer. US version.

- <sup>1</sup> Documentation shipped with the 3745.
- <sup>2</sup> Documentation shipped with the 3746-900.
- <sup>3</sup> 3745 Models 17A to 61A.
- <sup>4</sup> Documentation shipped with the processor.
- <sup>5</sup> Product integrated information.
- <sup>6</sup> 3745 Models 130 to 61A.
- <sup>7</sup> Documentation shipped with the 3746 Models 900 and 950.

## Part Number Index

| Part Number | Asm-Index | Page | Part Number | Asm-Index | Page | Part Number | Asm-Index | Page |
|-------------|-----------|------|-------------|-----------|------|-------------|-----------|------|
| NONE        | 1-        | 3    | 03F4503     | 5-12      | 13   | 03F4580     | 2-6       | 7    |
|             | 2-        | 7    |             | 6-4       | 15   |             | 13-       | 29   |
|             | 3-        | 9    | 03F4504     | 8-19      | 19   | 03F4585     | 10-14     | 23   |
|             | 4-        | 11   | 03F4507     | 1-7       | 3    | 03F4593     | 10-12     | 23   |
|             | 4-23      | 11   |             | 9-28      | 21   | 03F4594     | 10-7      | 23   |
|             | 5-        | 13   | 03F4509     | 5-23      | 13   | 03F4595     | 8-1       | 19   |
|             | 5-14      | 13   | 03F4512     | 8-20      | 19   | 03F4604     | 7-1       | 17   |
|             | 5-15A     | 13   | 03F4514     | 6-13      | 15   | 03F4605     | 6-9       | 15   |
|             | 6-        | 15   | 03F4515     | 4-13      | 11   | 03F4606     | 6-5       | 15   |
|             | 6-3       | 15   | 03F4516     | 5-1       | 13   | 03F4608     | 2-2       | 7    |
|             | 6-3A      | 15   | 03F4517     | 3-20      | 9    | 03F4617     | 2-14      | 7    |
|             | 7-        | 17   |             | 3-27      | 9    | 03F4618     | 11-6      | 25   |
|             | 8-2       | 19   | 03F4518     | 11-7      | 25   | 03F4625     | 5-17      | 13   |
|             | 8-11      | 19   | 03F4531     | 7-7       | 17   | 03F4626     | 9-21      | 21   |
|             | 9-        | 21   | 03F4532     | 5-22      | 13   | 03F4632     | 8-21      | 19   |
|             | 9-27      | 21   | 03F4533     | 5-24      | 13   | 03F4633     | 7-9       | 17   |
|             | 10-       | 23   | 03F4534     | 5-13      | 13   | 03F4635     | 12-1      | 27   |
|             | 11-       | 25   | 03F4535     | 5-2       | 13   | 03F4636     | 12-9      | 27   |
|             | 11-2      | 25   | 03F4536     | 5-7       | 13   | 03F4642     | 3-28      | 9    |
|             | 12-       | 27   | 03F4537     | 4-15      | 11   | 03F4651     | 9-23      | 21   |
|             | 12-8      | 27   | 03F4538     | 4-19      | 11   | 03F4662     | 3-2       | 9    |
|             | 13-4      | 29   | 03F4539     | 9-8       | 21   |             | 10-1      | 23   |
|             | 14-       | 31   | 03F4541     | 10-3      | 23   | 03F4663     | 3-2       | 9    |
|             | 14-3      | 31   | 03F4545     | 9-24      | 21   |             | 10-1      | 23   |
|             | 15-       | 33   | 03F4546     | 9-17      | 21   | 03F4668     | 1-34      | 3    |
|             | 16-       | 35   | 03F4552     | 2-24      | 7    | 03F4669     | 7-3       | 17   |
|             | 16-       | 35   | 03F4555     | 4-9       | 11   | 03F4693     | 7-8       | 17   |
| 10170       | 9-2       | 21   | 03F4557     | 1-29      | 3    | 03F4694     | 3-10      | 9    |
|             | 9-4       | 21   | 03F4558     | 1-14      | 3    | 03F4697     | 3-29      | 9    |
| 53436       | 10-18     | 23   | 03F4559     | 1-40      | 3    | 03F4700     | 1-15      | 3    |
| 55726       | 3-15A     | 9    | 03F4560     | 2-1       | 7    | 03F4714     | 1-5       | 3    |
| 79778       | 1-8       | 3    | 03F4561     | 3-6       | 9    |             | 6-1       | 15   |
|             | 8-10      | 19   |             | 11-       | 25   | 03F4737     | 11-10     | 25   |
|             | 9-29      | 21   | 03F4564     | 11-4      | 25   | 03F4741     | 11-10     | 25   |
| 97089       | 4-11      | 11   | 03F4565     | 3-5       | 9    | 03F4744     | 10-9      | 23   |
| 123070      | 9-7       | 21   | 03F4569     | 3-1       | 9    | 03F4745     | 3-1       | 9    |
| 322065      | 3-16      | 9    |             | 9-        | 21   |             | 9-        | 21   |
| 398482      | 14-8      | 31   |             | 10-       | 23   |             | 10-       | 23   |
| 813519      | 12-7      | 27   | 03F4570     | 1-3       | 3    | 03F4746     | 9-13      | 21   |
| 03F4321     | 13-9      | 29   |             | 5-21      | 13   | 03F4747     | 5-19      | 13   |
| 03F4367     | 4-10      | 11   | 03F4571     | 2-8       | 7    | 03F4748     | 5-14A     | 13   |
| 03F4434     | 3-22      | 9    |             | 8-        | 19   | 03F4801     | 1-25      | 3    |
| 03F4437     | 3-22      | 9    | 03F4572     | 2-20      | 7    | 03F4802     | 1-9       | 3    |
| 03F4440     | 3-22      | 9    | 03F4573     | 13-1      | 29   | 03F4803     | 1-38      | 3    |
| 03F4446     | 3-22      | 9    | 03F4574     | 1-1       | 3    | 03F4815     | 6-12      | 15   |
| 03F4500     | 3-18      | 9    | 03F4575     | 3-9       | 9    | 03F4816     | 5-20      | 13   |
| 03F4501     | 3-19      | 9    | 03F4576     | 4-1       | 11   | 03F4817     | 2-24      | 7    |
| 03F4502     | 3-26      | 9    | 03F4579     | 2-4       | 7    | 03F4818     | 2-24      | 7    |

| Part Number | Asm-Index | Page | Part Number | Asm-Index | Page | Part Number | Asm-Index | Page |
|-------------|-----------|------|-------------|-----------|------|-------------|-----------|------|
| 03F4819     | 2-24      | 7    | 05F2503     | continued |      | 1621210     | 1-39      | 3    |
| 03F4820     | 2-24      | 7    |             | 11-       | 25   |             | 2-3       | 7    |
| 03F4834     | 1-30      | 3    | 11F5465     | 14-5      | 31   |             | 2-5       | 7    |
| 03F4835     | 2-18      | 7    | 11F5501     | 14-4      | 31   |             | 2-13      | 7    |
| 03F4839     | 10-11     | 23   | 11F6750     | 7-10      | 17   |             | 2-17      | 7    |
| 03F4843     | 6-7       | 15   | 1310209     | 12-6      | 27   |             | 2-19      | 7    |
| 03F4846     | 6-11      | 15   |             | 13-10     | 29   |             | 2-21      | 7    |
| 03F4860     | 15-2      | 33   | 1621170     | 3-25      | 9    |             | 3-3       | 9    |
| 03F4861     | 15-2      | 33   |             | 8-3       | 19   |             | 4-2       | 11   |
|             | 15-3      | 33   |             | 8-12      | 19   |             | 4-4       | 11   |
| 03F4862     | 15-3      | 33   |             | 9-6       | 21   |             | 4-16      | 11   |
| 03F4863     | 15-2      | 33   |             | 9-15      | 21   |             | 4-24      | 11   |
|             | 15-3      | 33   |             | 10-6      | 23   |             | 5-3       | 13   |
| 03F4864     | 15-1      | 33   | 1621171     | 5-26      | 13   |             | 5-6       | 13   |
|             | 15-3      | 33   | 1621172     | 8-5       | 19   |             | 5-18      | 13   |
| 03F4865     | 15-3      | 33   | 1621181     | 8-9       | 19   |             | 6-10      | 15   |
| 03F4866     | 15-3      | 33   | 1621192     | 13-8      | 29   |             | 6-11A     | 15   |
| 03F4867     | 15-3      | 33   | 1621193     | 3-11      | 9    |             | 6-12A     | 15   |
| 03F4868     | 15-3      | 33   | 1621197     | 1-4       | 3    |             | 7-2       | 17   |
| 03F4869     | 15-3      | 33   |             | 1-6       | 3    |             | 7-4       | 17   |
| 03F4870     | 15-3      | 33   |             | 1-12      | 3    | 1621212     | 11-9      | 25   |
| 03F4871     | 15-2      | 33   |             | 1-23      | 3    | 1621213     | 11-12     | 25   |
|             | 15-3      | 33   |             | 1-27      | 3    | 1621225     | 2-9       | 7    |
| 03F4872     | 15-3      | 33   |             | 2-11      | 7    | 1621285     | 9-9       | 21   |
| 03F4873     | 15-3      | 33   |             | 3-4       | 9    |             | 9-18      | 21   |
| 03F4876     | 3-6       | 9    |             | 4-5       | 11   | 1622304     | 3-12      | 9    |
|             | 11-       | 25   |             | 4-20      | 11   | 1622346     | 1-13      | 3    |
| 03F4905     | 4-3       | 11   |             | 5-8       | 13   |             | 1-21      | 3    |
| 03F5251     | 3-31      | 9    |             | 5-11      | 13   |             | 1-28      | 3    |
| 03F5256     | 12-13     | 27   |             | 5-27      | 13   |             | 1-37      | 3    |
| 03F5266     | 4-14      | 11   |             | 6-2       | 15   |             | 2-12      | 7    |
| 03F5269     | 1-17      | 3    |             | 6-6       | 15   |             | 4-6       | 11   |
|             | 1-32      | 3    |             | 6-8       | 15   |             | 4-22      | 11   |
|             | 1-41      | 3    |             | 6-17      | 15   |             | 5-10      | 13   |
| 03F5270     | 1-17A     | 3    |             | 7-6       | 17   |             | 8-15      | 19   |
|             | 1-32A     | 3    |             | 7-11      | 17   |             | 9-11      | 21   |
| 03F5271     | 1-17B     | 3    |             | 8-14      | 19   |             | 9-20      | 21   |
|             | 1-32B     | 3    |             | 8-22      | 19   |             | 10-16     | 23   |
| 03F5272     | 1-42      | 3    |             | 9-10      | 21   | 1622347     | 4-18      | 11   |
|             | 2-15      | 7    |             | 9-19      | 21   |             | 5-5       | 13   |
| 03F5273     | 6-11C     | 15   |             | 10-8      | 23   | 1622403     | 1-20      | 3    |
| 03F5274     | 6-11B     | 15   |             | 10-10     | 23   |             | 1-36      | 3    |
| 03F5275     | 2-16      | 7    |             | 10-13     | 23   |             | 4-21      | 11   |
| 03F5281     | 11-11     | 25   |             | 10-17     | 23   |             | 5-9       | 13   |
| 03F5287     | 3-6       | 9    |             | 12-2      | 27   | 1622404     | 3-30      | 9    |
|             | 11-       | 25   |             | 12-10     | 27   |             | 4-17      | 11   |
| 03F7708     | 8-17      | 19   |             | 12-12     | 27   |             | 5-4       | 13   |
| 03F7761     | 1-22      | 3    |             | 12-14     | 27   | 1622410     | 4-12      | 11   |
| 03F7770     | 15-4      | 33   |             | 13-3      | 29   | 1643894     | 1-10      | 3    |
| 03F7777     | 3-7       | 9    |             | 13-5      | 29   | 1673983     | 9-25      | 21   |
| 05F2503     | 3-6       | 9    | 1621200     | 2-7       | 7    |             | 10-2      | 23   |



| Part<br>Number | Asm-<br>Index | Page | Part<br>Number | Asm-<br>Index | Page | Part<br>Number | Asm-<br>Index | Page |
|----------------|---------------|------|----------------|---------------|------|----------------|---------------|------|
| 1673983        | continued     |      | 5351156        | 10-4          | 23   | 6846576        | 8-18          | 19   |
|                | 11-8          | 25   | 5351162        | 9-14          | 21   | 72F0025        | 7-8           | 17   |
| 1693983        | 12-3          | 27   | 5351163        | 10-5          | 23   | 8492368        | 8-6A          | 19   |
|                | 12-4          | 27   | 56X4031        | 16-23         | 35   | 8645777        | 14-11         | 31   |
| 1754259        | 9-22          | 21   | 56X4032        | 16-18         | 35   |                |               |      |
|                | 12-5          | 27   | 56X4033        | 16-AA         | 35   |                |               |      |
| 1785931        | 5-30          | 13   | 56X4036        | 16-19         | 35   |                |               |      |
| 1822944        | 11-1          | 25   | 56X4037        | 16-22         | 35   |                |               |      |
| 1953093        | 14-1          | 31   | 56X4038        | 16-25         | 35   |                |               |      |
| 1953110        | 14-2          | 31   | 56X4040        | 16-32         | 35   |                |               |      |
|                | 14-6          | 31   | 56X4794        | 13-11         | 29   |                |               |      |
| 1953172        | 14-9          | 31   | 57G7506        | 1-3           | 3    |                |               |      |
| 1953192        | 14-7          | 31   |                | 5-28          | 13   |                |               |      |
| 1953244        | 14-10         | 31   | 57G7507        | 5-29          | 13   |                |               |      |
| 1953318        | 11-3          | 25   | 57G7508        | 2-6           | 7    |                |               |      |
|                | 11-5          | 25   |                | 13-           | 29   |                |               |      |
| 2334934        | 9-1           | 21   | 57G7514        | 3-6           | 9    |                |               |      |
| 2452852        | 8-16          | 19   |                | 11-           | 25   |                |               |      |
| 2513267        | 2-23          | 7    | 5740117        | 9-26          | 21   |                |               |      |
| 2596275        | 8-23          | 19   | 58G5305        | 6-5           | 15   |                |               |      |
| 26F1422        | 1-18A         | 3    | 58G5313        | 12-13         | 27   |                |               |      |
|                | 1-33A         | 3    | 58X9310        | 3-23          | 9    |                |               |      |
| 26F1423        | 1-18B         | 3    | 58X9369        | 7-5           | 17   |                |               |      |
|                | 1-33B         | 3    | 58X9522        | 9-5           | 21   |                |               |      |
| 26F1427        | 12-11         | 27   | 58X9523        | 9-12          | 21   |                |               |      |
| 26F1467        | 3-8           | 9    | 6124899        | 5-25          | 13   |                |               |      |
|                | 6-16          | 15   | 6398490        | 1-11          | 3    |                |               |      |
| 26F1470        | 6-14          | 15   |                | 1-26          | 3    |                |               |      |
| 26F1749        | 4-7           | 11   | 6398495        | 1-16          | 3    |                |               |      |
| 26F1750        | 4-8           | 11   |                | 1-31          | 3    |                |               |      |
| 2611359        | 9-3           | 21   | 6398681        | 16-24         | 35   |                |               |      |
| 2666959        | 9-16          | 21   | 6398682        | 16-6          | 35   |                |               |      |
| 2667094        | 10-15         | 23   | 6398807        | 6-15          | 15   |                |               |      |
| 34F1217        | 2-22          | 7    | 6398833        | 1-2           | 3    |                |               |      |
| 34F1243        | 13-6          | 29   | 6427173        | 16-AA         | 35   |                |               |      |
| 34F1244        | 13-7          | 29   | 6495746        | 13-2          | 29   |                |               |      |
| 34F1272        | 3-14          | 9    | 6495799        | 3-21          | 9    |                |               |      |
| 34F1273        | 3-15          | 9    | 65X7906        | 16-5          | 35   |                |               |      |
| 34F1274        | 3-17          | 9    | 65X7907        | 16-10         | 35   |                |               |      |
| 34F1370        | 3-13          | 9    | 65X7908        | 16-34         | 35   |                |               |      |
| 4201819        | 10-19         | 23   | 65X7909        | 16-5          | 35   |                |               |      |
| 43G3154        | 8-8A          | 19   | 65X7910        | 16-10         | 35   |                |               |      |
| 4422281        | 8-17          | 19   | 65X7911        | 16-34         | 35   |                |               |      |
| 4521305        | 8-6           | 19   | 65X8446        | 5-15          | 13   |                |               |      |
| 4521307        | 8-7           | 19   | 65X8467        | 5-16          | 13   |                |               |      |
| 4521357        | 8-4           | 19   | 65X8876        | 1-18          | 3    |                |               |      |
| 4796840        | 8-8           | 19   |                | 1-33          | 3    |                |               |      |
| 5267931        | 1-19          | 3    | 65X8930        | 3-22          | 9    |                |               |      |
|                | 1-35          | 3    | 66X1092        | 16-CC         | 35   |                |               |      |
|                | 2-10          | 7    | 66X1095        | 16-BB         | 35   |                |               |      |
|                | 8-13          | 19   | 66X2603        | 3-24          | 9    |                |               |      |



---

# Readers' Comments — We'd Like to Hear from You

**IBM 3745 Communication Controller  
Models 130 to 17A  
Parts Catalog**

**Publication No. S135-2012-4**

Please send us your comments concerning this book. We will greatly appreciate them and will consider them for later releases of the present book.

If you prefer sending comments by FAX or electronically, use:

- FAX: 33 4 93 24 77 97
- E-mail: FRIBMQF5 at IBMMAIL
- IBM Internal Use: LGERCF at LGEPROFS
- Internet: rcf\_lagaude@vnet.ibm.com

In advance, thank you.

Your comments:

\_\_\_\_\_  
Name

\_\_\_\_\_  
Address

\_\_\_\_\_  
Company or Organization

\_\_\_\_\_  
Phone No.



Fold and Tape

Please do not staple

Fold and Tape

PLACE  
POSTAGE  
STAMP  
HERE

IBM France  
Centre d'Etudes et Recherches  
Service 0798 - BP 79  
06610 La Gaude  
France

Fold and Tape

Please do not staple


Fold and Tape





Part Number: 03F5022

Printed in Denmark by IBM Danmark A/S



S135-2012-4



03F5022

