


Bibliography

Customer Documentation for the 3745 (Models 130, 150, 160, 170, and 17A) and 3746 (Model 900)

Table 1. Customer Documentation for the 3745 Models 130 to 17A and 3746 Model 900


This customer documentation has the following formats:



Finding Information

3745 Models A and 3746 Books

Starting with engineering change (EC) F12380, all of the books in the 3745 Models A and 3746 library are available on the CD-ROM that contains the Licensed Internal Code (LIC) for this EC.




SA33-0142

**IBM 3745 Communication Controller
Models 130, 150, 160, 170, and 17A
IBM 3746 Expansion Unit Model 900**

Customer Master Index¹

Provides references for finding information in the customer documentation library.

Evaluating and Configuring



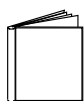
GA33-0138

**IBM 3745 Communication Controller
Models 130, 150, and 170**

Introduction

Gives an introduction about the IBM Models 130 to 170 capabilities, including Model 160.

For Model 17A refer to the *Overview*, GA33-0180.



GA33-0180

**IBM 3745 Communication Controller Models A²
IBM 3746 Nways Multiprotocol Controller
Models 900 and 950**

Overview

Gives an overview of connectivity capabilities within SNA, APPN, and IP networking.




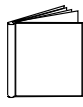
Table 1. Customer Documentation for the 3745 Models 130 to 17A and 3746 Model 900

	GA33-0457	IBM 3745 Communication Controller Models A² IBM 3746 Expansion Unit Model 900 Models 900 and 950
Planning Guide		
Planning for:		
<ul style="list-style-type: none"> • Field upgrades • Service processor and alert management configuration • Network integration (NCP, APPN, and IP control) • Physical installation. 		
Preparing Your Site		
	GC22-7064	IBM System/360, System/370, 4300 Processor Input/Output Equipment Installation Manual-Physical Planning (Including Technical News Letter GN22-5490) Provides information on physical installation for the 3745 Models 130 to 610. For 3745 Models A and 3746 Model 900, refer to the <i>Planning Guide</i> , GA33-0457.
	GA33-0140	IBM 3745 Communication Controller Models 130, 150, 160, and 170 Preparing for Connection Helps for preparing the 3745 Models 130 to 170 cable installation. For 3745 Model 17A refer to the <i>Connection and Integration Guide</i> , SA33-0129.
Preparing for Operation		
	GA33-0400	IBM 3745 Communication Controller All Models³ IBM 3746 Nways Multiprotocol Controller Models 900 and 950
Safety Information¹		
Provides general safety guidelines.		
	SA33-0129	IBM 3745 Communication Controller All Models³ IBM 3746 Nways Multiprotocol Controller Model 900 Connection and Integration Guide¹ Contains information for connecting hardware and integrating network of the 3745 and 3746-900 after installation.
	SA33-0416	Line Interface Coupler Type 5 and Type 6 Portable Keypad Display Migration and Integration Guide Contains information for moving and testing LIC types 5 and 6.

Table 1. Customer Documentation for the 3745 Models 130 to 17A and 3746 Model 900

	SA33-0158	IBM 3745 Communication Controller All Models³ IBM 3746 Nways Multiprotocol Controller Model 900 Console Setup Guide¹
Provides information for:		
<ul style="list-style-type: none"> • Installing local, alternate, or remote consoles for 3745 Models 130 to 610 • Configuring user workstations to remotely control the service processor for 3745 Models A and 3746 Model 900, using: <ul style="list-style-type: none"> – DCAF program – Telnet Client program. 		
Customizing Your Control Program		
	SA33-0178	Guide to Timed IPL and Rename Load Module
Provides VTAM procedures for:		
<ul style="list-style-type: none"> • Scheduling an automatic reload of the 3745 • Getting 3745 load module changes transparent to the operations staff. 		
Operating and Testing		
	SA33-0098	IBM 3745 Communication Controller All Models⁴ Basic Operations Guide¹
Provides instructions for daily routine operations on the 3745 Models 130 to 610.		
	SA33-0177	IBM 3745 Communication Controller Models A² IBM 3746 Nways Multiprotocol Controller Model 900 Basic Operations Guide¹
Provides instructions for daily routine operations on the 3745 Models 17A to 61A and 3746 Model 900 operating as an SNA node (using NCP), APPN/HPR Network Node, and IP Router.		
	SA33-0097	IBM 3745 Communication Controller All Models³ Advanced Operations Guide¹
Provides instruction for advanced operations and testing, using the 3745 MOSS console.		
	On-line Information	Controller Configuration and Management Application
Provides a graphical user interface for configuring and managing a 3746 APPN/HPR Network Node and IP Router, and its resources. Is also available as a stand-alone application, using an OS/2 workstation. Defines and explains all the 3746 Network Node and IP Router configuration parameters through its on-line help.		

Table 1. Customer Documentation for the 3745 Models 130 to 17A and 3746 Model 900

	SH11-3081	<p>IBM 3746 Nways Multiprotocol Controller Models 900 and 950</p> <p>Controller Configuration and Management: User's Guide⁵</p> <p>Explains how to use CCM and gives examples of the configuration process.</p>
Managing Problems		
	SA33-0096	<p>IBM 3745 Communication Controller All Models³</p> <p>Problem Determination Guide¹</p> <p>A guide to performing problem determination on the 3745 Models 130 to 61A.</p>
	On-line Information	<p>Problem Analysis Guide</p> <p>An on-line guide to analyze alarms, events, and control panel codes on:</p> <ul style="list-style-type: none"> • IBM 3745 Communication Controller Models A² • IBM 3746 Nways Multiprotocol Controller Models 900 and 950.
	SA33-0175	<p>IBM 3745 Communication Controller Models A²</p> <p>IBM 3746 Expansion Unit Model 900</p> <p>IBM 3746 Nways Multiprotocol Controller Model 950</p> <p>Alert Reference Guide</p> <p>Provides information about events or errors reported by alerts for:</p> <ul style="list-style-type: none"> • IBM 3745 Communication Controller Models A² • IBM 3746 Nways Multiprotocol Controller Models 900 and 950.
<p>¹ Documentation shipped with the 3745.</p> <p>² 3745 Models 17A to 61A.</p> <p>³ 3745 Models 130 to 61A.</p> <p>⁴ Except 3745 Models A.</p> <p>⁵ Documentation shipped with the 3746-900.</p>		